



SZABO SCANDIC

Part of Europa Biosite

Produktinformation



Forschungsprodukte & Biochemikalien



Zellkultur & Verbrauchsmaterial



Diagnostik & molekulare Diagnostik



Laborgeräte & Service

Weitere Information auf den folgenden Seiten!
See the following pages for more information!



Lieferung & Zahlungsart

siehe unsere [Liefer- und Versandbedingungen](#)

Zuschläge

- Mindermengenzuschlag
- Trockeneiszuschlag
- Gefahrgutzuschlag
- Expressversand

SZABO-SCANDIC HandelsgmbH

Quellenstraße 110, A-1100 Wien

T. +43(0)1 489 3961-0

F. +43(0)1 489 3961-7

mail@szabo-scandic.com

www.szabo-scandic.com

[linkedin.com/company/szaboscandic](https://www.linkedin.com/company/szaboscandic) 

CBR3 purified MaxPab mouse polyclonal antibody (B01P) MaxPab®

Catalog # : H00000874-B01P

規格 : [50 ug]

[List All](#)

Specification

Product Description: Mouse polyclonal antibody raised against a full-length human CBR3 protein.

Immunogen: CBR3 (NP_001227.1, 1 a.a. ~ 277 a.a) full-length human protein.

Sequence:
 MSSCSRVALVTGANRGIGLAIARELCRQFSGDVLTARDVARGQAAVQ
 QLQAEGLSPRFHQLDIDDLQSIRALRDFLRKEYGGLNVLVNNAAVAFKSD
 DPMPFDIKAEMTLKTNFFATRNMCNELLPIMKPHGRVVNISSLQCLRAFE
 NCSEDLQERFHSETLTEGDLVDLMKKFVEDTKNEVHEREGWPNSPYGV
 SKLGVTVLSRILARRLDEKRAKADRIILVNACCPGPVKTDMDGKDSIRTVEE
 GAETPVYLLALLPPDATEPQGQLVHDKVQNW

Host: Mouse

Reactivity: Human

Quality Control Testing: Antibody reactive against mammalian transfected lysate.

Storage Buffer: In 1x PBS, pH 7.4

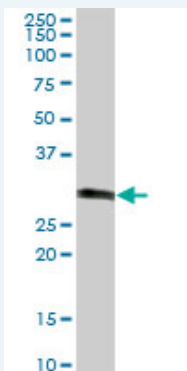
Storage Instruction: Store at -20°C or lower. Aliquot to avoid repeated freezing and thawing.

MSDS:  [Download](#)

Datasheet:  [Download](#)

Applications

Western Blot (Tissue lysate)



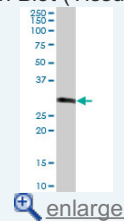
CBR3 MaxPab polyclonal antibody. Western Blot analysis of CBR3 expression in human colon.

 [Protocol Download](#)

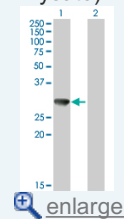
Western Blot (Transfected lysate)


Application Image

Western Blot (Tissue lysate)



Western Blot (Transfected lysate)





Western Blot analysis of CBR3 expression in transfected 293T cell line ([H00000874-T01](#)) by CBR3 MaxPab polyclonal antibody.

Lane 1: CBR3 transfected lysate(30.47 KDa).

Lane 2: Non-transfected lysate.

 [Protocol Download](#)

Gene Information

Entrez GeneID: [874](#)

GeneBank [NM_001236.3](#)

Accession#:

Protein [NP_001227.1](#)

Accession#:

Gene Name: CBR3

Gene Alias: SDR21C2,hCBR3

Gene carbonyl reductase 3

Description:

Omim ID: [603608](#)

Gene Ontology: [Hyperlink](#)

Gene Summary: Carbonyl reductase 3 catalyzes the reduction of a large number of biologically and pharmacologically active carbonyl compounds to their corresponding alcohols. The enzyme is classified as a monomeric NADPH-dependent oxidoreductase. CBR3 contains three exons spanning 11.2 kilobases and is closely linked to another carbonyl reductase gene - CBR1. [provided by RefSeq]

Other NADPH-dependent carbonyl reductase 3,carbonyl reductase (NADPH)

Designations: 3,short chain dehydrogenase/reductase family 21C, member 2

Gene Pathway

[Arachidonic acid metabolism](#) [Metabolic pathways](#)

Related Disease

[Breast cancer](#) [Breast Neoplasms](#) [Carcinoma](#) [Genetic Predisposition to Disease](#)

[Lung Neoplasms](#) [Neoplasms](#) [Obesity](#) [Ovarian Failure](#), [Premature](#)

[Polycystic Ovary Syndrome](#) [Puberty](#), [Delayed Puberty](#), [Precocious](#)

[Pulmonary Disease](#), [Chronic Obstructive](#) [Thrombophilia](#) [Tobacco Use Disorder](#)

[Urinary Bladder Neoplasms](#) [Werner syndrome](#)

