



SZABO SCANDIC

Part of Europa Biosite

Produktinformation



Forschungsprodukte & Biochemikalien



Zellkultur & Verbrauchsmaterial



Diagnostik & molekulare Diagnostik



Laborgeräte & Service

Weitere Information auf den folgenden Seiten!
See the following pages for more information!



Lieferung & Zahlungsart

siehe unsere [Liefer- und Versandbedingungen](#)

Zuschläge

- Mindermengenzuschlag
- Trockeneiszuschlag
- Gefahrgutzuschlag
- Expressversand

SZABO-SCANDIC HandelsgmbH

Quellenstraße 110, A-1100 Wien

T. +43(0)1 489 3961-0

F. +43(0)1 489 3961-7

mail@szabo-scandic.com

www.szabo-scandic.com

[linkedin.com/company/szaboscandic](https://www.linkedin.com/company/szaboscandic) 

CBS polyclonal antibody (A01)

Catalog # : H00000875-A01

規格 : [50 uL]


List All

Specification

Product Description:	Mouse polyclonal antibody raised against a full-length recombinant CBS.
Immunogen:	CBS (AAH11381.1, 1 a.a. ~ 551 a.a) full-length recombinant protein with GST tag.
Sequence:	MPSETPQAEVGP TGCPHRSGPHSAKGSLEKSPEDKEAKEPLWIRPDA PSRCTWQLGRPASESPHHHTAPAKSPKILPDILKKIGDTPMVRINKIGKKF GLKCELLAKCEFFNAGGSVKDRISLRMIEDAERDGLKPGDTIIEPTSGNT GIGLALAAAVRGYRCIIVPEKMSSEKVDVLRALGAEIVRTPPTNARFDSPE SHVGVAVWRLKNEIPNSHILDQYRNASNPLAHYDTTADEILQQCDGKLDML VASVGTGGTITGIARKLKEKCPGCRIGVDPEGSILAEPEELNQTEQTTYE VEGIGYDFIPTVLDRTVWDKWFKSNDEEAF TFARMLIAQEGLLCGGSAG STVAVAVKAAQELQEGQRCVILPDSVRNYMTKFLSDRWMLQKGFLE EDLTEKPPWWWHLRVQELGLSAPLTVLPTITCGHTIEILREKGFDPAPV DEAGVILGMVTLGNMLSSLLAGKVQPSDQVGKVIYKQFKQIRLTDLGRLL SHILEMDHFALVHEQIQYHSTGKSSQRQMVFGVVT AIDLLNFVAAQERD QK
Host:	Mouse
Reactivity:	Human

Quality Control Antibody Reactive Against Recombinant Protein.

Testing:



Western Blot detection against Immunogen (86.72 KDa) .

Storage Buffer: 50 % glycerol

Storage Instruction: Store at -20°C or lower. Aliquot to avoid repeated freezing and thawing.

MSDS: [Download](#)


Datasheet: [Download](#)

Publication Reference

1. [Hydrogen Sulfide Is a Novel Regulator of Bone Formation Implicated in the Bone Loss Induced by Estrogen Deficiency.](#)
Grassi F, Malik Tyagi A, Calvert JW, Gambari L, Walker LD, Yu M, Robinson J, Li JY, Lisignoli G, Vaccaro C, Adams J, Pacifici R. J Bone Miner Res. 2015 Nov 28.

Application Image

Western Blot (Cell lysate)




Western Blot (Recombinant protein)

ELISA

2. Cystathionine β -synthase regulates endothelial function via protein S-sulfhydration.
Saha S, Chakraborty PK, Xiong X, Dwivedi SK, Mustafi SB, Leigh NR, Ramchandran R, Mukherjee P, Bhattacharya R. *FASEB J*. 2015 Sep 24.
3. Folic acid deficiency induces premature hearing loss through mechanisms involving cochlear oxidative stress and impairment of homocysteine metabolism.
Martinez-Vega R, Garrido F, Partearroyo T, Cediel R, Zeisel SH, Martinez-Alvarez C, Varela-Moreiras G, Varela-Nieto I, Pajares MAF. *FASEB J*. 2014 Nov 10. pii: fj.14-259283.
4. Arsenite-induced changes in hepatic protein abundance in cynomolgus monkeys (*Macaca fascicularis*).
Kim S, Lee SH, Lee S, Park JD, Ryu DY. *Proteomics*. 2014 Aug;14(15):1833-43. doi: 10.1002/pmic.201300509. Epub 2014 Jul 3.
5. Cystathionine Beta-Synthase (CBS) Contributes to Advanced Ovarian Cancer Progression and Drug Resistance.
Bhattacharyya S, Saha S, Giri K, Lanza IR, Nair KS, Jennings NB, Rodriguez-Aguayo C, Lopez-Berestein G, Basal E, Weaver AL, Visscher DW, Cliby W, Sood AK, Bhattacharya R, Mukherjee P. *PLoS One*. 2013 Nov 13;8(11):e79167. doi: 10.1371/journal.pone.0079167. eCollection 2013.
6. Correction of Cystathionine β -synthase Deficiency in Mice by Treatment with Proteasome Inhibitors.
Gupta S, Wang L, Anderl J, Slifker MJ, Kirk C, Kruger WD. *Hum Mutat*. 2013 Apr 16. doi: 10.1002/humu.22335.
7. Surrogate Genetics and Metabolic Profiling for Characterization of Human Disease Alleles.
Mayfield JA, Davies MW, Dimster-Denk D, Pleskac N, McCarthy S, Boydston EA, Fink L, Lin XX, Narain AS, Meighan M, Rine J. *Genetics*. 2012 Apr;190(4):1309-23. Epub 2012 Jan 20.
8. Ischemia/reperfusion reduces transcription factor Sp1-mediated cystathionine beta-synthase expression in the kidney.
Wu N, Siow YL, O K. *J Biol Chem*. 2010 Jun 11;285(24):18225-33. Epub 2010 Apr 14.
9. Activation of mutant enzyme function in vivo by proteasome inhibitors and treatments that induce Hsp70.
Singh LR, Gupta S, Honig NH, Kraus JP, Kruger WD. *PLoS Genet*. 2010 Jan;6(1):e1000807. Epub 2010 Jan 8.
10. Hydrogen sulfide as a mediator of human corpus cavernosum smooth-muscle relaxation.
d'Emmanuele di Villa Bianca R, Sorrentino R, Maffia P, Mirone V, Imbimbo C, Fusco F, De Palma R, Ignarro LJ, Cirino G. *Proc Natl Acad Sci U S A*. 2009 Mar 17;106(11):4513-8. Epub 2009 Mar 2.
11. Functional rescue of mutant human cystathionine beta -synthase by manipulation of Hsp26 and Hsp70 levels in *saccharomyces cerevisiae*.
Singh LR, Kruger WD. *J Biol Chem*. 2009 Feb 13;284(7):4238-45. Epub 2008 Dec 12.
12. Hydrogen sulphide reduces insulin secretion from HIT-T15 cells by a KATP channel-dependent pathway.
Ali MY, Whiteman M, Low CM, Moore PK. *J Endocrinol*. 2007 Oct;195(1):105-12.

Applications

Western Blot (Cell lysate)



CBS polyclonal antibody (A01), Lot # NUS1051025QCS1 Western Blot analysis of CBS expression in K-562 (Cat # L009V1).

 Protocol Download

ELISA**Gene Information****Entrez GeneID:** [875](#)**GeneBank** [BC011381](#)**Accession#:****Protein** [AAH11381.1](#)**Accession#:****Gene Name:** CBS**Gene Alias:** HIP4**Gene Description:** cystathionine-beta-synthase**Omim ID:** [236200](#)**Gene Ontology:** [Hyperlink](#)**Gene Summary:** The protein encoded by this gene acts as a homotetramer to catalyze the conversion of homocysteine to cystathionine, the first step in the transsulfuration pathway. The encoded protein is allosterically activated by adenosyl-methionine and uses pyridoxal phosphate as a cofactor. Defects in this gene can cause cystathionine beta-synthase deficiency (CBS), which can lead to homocystinuria. [provided by RefSeq]**Other Designations:** OTTHUMP00000109416,OTTHUMP00000109418,beta-thionase,cystathionine beta-synthase,methylcysteine synthase,serine sulfhydrase**Gene Pathway**[Cysteine and methionine metabolism](#) [Glycine, serine and threonine metabolism](#)
[Metabolic pathways](#) [Selenoamino acid metabolism](#)**Related Disease**[Abnormalities](#) [Adenocarcinoma](#) [Alzheimer Disease](#) [Alzheimer disease](#)
[Aortic Aneurysm](#), [Abdominal Arterial Occlusive Diseases](#) [Arteriosclerosis](#) [Atherosclerosis](#)
[Attention](#) [Brain Infarction](#) [Brain Ischemia](#) [Brain Neoplasms](#) [Breast cancer](#) [Breast Neoplasms](#)
[Calcinosis](#) [Carcinoma](#) [Carcinoma, Squamous Cell](#) [Cardiovascular Diseases](#)
[Carotid Artery, Internal, Dissection](#)

... see more