



# SZABO SCANDIC

Part of Europa Biosite

## Produktinformation



Forschungsprodukte & Biochemikalien



Zellkultur & Verbrauchsmaterial



Diagnostik & molekulare Diagnostik



Laborgeräte & Service

Weitere Information auf den folgenden Seiten!  
See the following pages for more information!



### Lieferung & Zahlungsart

siehe unsere [Liefer- und Versandbedingungen](#)

### Zuschläge

- Mindermengenzuschlag
- Trockeneiszuschlag
- Gefahrgutzuschlag
- Expressversand

### SZABO-SCANDIC HandelsgmbH

Quellenstraße 110, A-1100 Wien

T. +43(0)1 489 3961-0

F. +43(0)1 489 3961-7

[mail@szabo-scandic.com](mailto:mail@szabo-scandic.com)

[www.szabo-scandic.com](http://www.szabo-scandic.com)

[linkedin.com/company/szaboscandic](https://www.linkedin.com/company/szaboscandic)

## CCNB1 MaxPab mouse polyclonal antibody (B01) MaxPab®

Catalog # : H00000891-B01

規格 : [ 50 uL ]

[List All](#)

### Specification

**Product Description:** Mouse polyclonal antibody raised against a full-length human CCNB1 protein.

**Immunogen:** CCNB1 (NP\_114172.1, 1 a.a. ~ 433 a.a) full-length human protein.

**Sequence:**  
 MALRVTRNSKINAENKAKINMAGAKRVPTAPAATSKPGLRPRTALGDIGN  
 KVSEQLQAKMPMKKEAKPSATGKVIDKKLPKLEKVPMLVPVPVSEPVPE  
 PEPEPEPEPVKEEKLSEPEILVDTASPSMETSGCAPAEEDLCQAFSDVIL  
 AVNDVDAEDGADPNLCSEYVKDIYAYLRQLEEEQAVRPKYLLGREVTGN  
 MRAILDWLVQVQMKFRLLQETMYMTVSIIDRFMQNNCVPKKMLQLVGVT  
 AMFIASKYEEMYPPEIGDFAFVTDNTYTKHQIRQMEMKILRALNFGGRPL  
 PLHFLRRASKIGEVDVEQHTLAKYLMELTMLDYDMVHFPPSQIAAGAFCL  
 ALKILDNGEWTPTLQHLYLSYTEESLLPVMQHLAKNVVMVNVQGLTKHMTV  
 KNKYATSKHAKISTLPQLNSALVQDLAKAVAKV

**Host:** Mouse

**Reactivity:** Human

**Quality Control Testing:** Antibody reactive against mammalian transfected lysate.

**Storage Buffer:** No additive

**Storage Instruction:** Store at -20°C or lower. Aliquot to avoid repeated freezing and thawing.

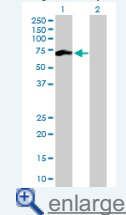
**Note:** For IHC and IF applications, antibody purification with Protein A will be needed prior to use.


**MSDS:**  [Download](#)

**Datasheet:**  [Download](#)

### Application Image

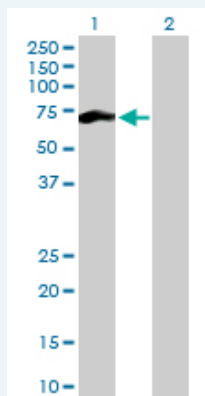
Western Blot (Transfected lysate)



 [enlarge](#)

### Applications

Western Blot (Transfected lysate)



Western Blot analysis of CCNB1 expression in transfected 293T cell line (H00000891-T02) by CCNB1 MaxPab polyclonal antibody.

Lane 1: CCNB1 transfected lysate(48.30 KDa).  
Lane 2: Non-transfected lysate.

 [Protocol Download](#)

## Gene Information

**Entrez GeneID:** [891](#)

**GeneBank** [NM\\_031966](#)

**Accession#:**

**Protein** [NP\\_114172.1](#)

**Accession#:**

**Gene Name:** CCNB1

**Gene Alias:** CCNB

**Gene** cyclin B1

**Description:**

**Omim ID:** [123836](#)

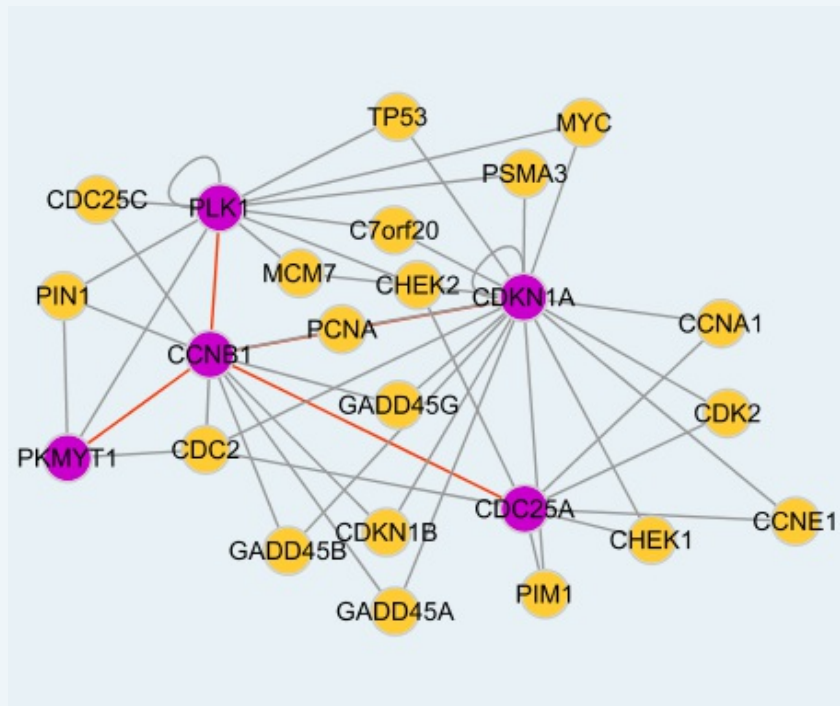
**Gene Ontology:** [Hyperlink](#)

**Gene Summary:** The protein encoded by this gene is a regulatory protein involved in mitosis. The gene product complexes with p34(cdc2) to form the maturation-promoting factor (MPF). Two alternative transcripts have been found, a constitutively expressed transcript and a cell cycle-regulated transcript, that is expressed predominantly during G2/M phase. The different transcripts result from the use of alternate transcription initiation sites. [provided by RefSeq]

**Other** G2/mitotic-specific cyclin B1

**Designations:**

## Interactome



## Gene Pathway

[Cell cycle p53 signaling pathway](#)

## Related Disease

[Adenocarcinoma](#) [Esophageal Neoplasms](#) [Genetic Predisposition to Disease](#)  
[Ovarian Neoplasms](#)

---

[服務條款](#) | [隱私權政策](#) | [著作及商標](#) | [網站地圖](#)

©2016 亞諾法生技股份有限公司 Abnova Corporation. 版權所有.