



SZABO SCANDIC

Part of Europa Biosite

Produktinformation



Forschungsprodukte & Biochemikalien



Zellkultur & Verbrauchsmaterial



Diagnostik & molekulare Diagnostik



Laborgeräte & Service

Weitere Information auf den folgenden Seiten!
See the following pages for more information!



Lieferung & Zahlungsart

siehe unsere [Liefer- und Versandbedingungen](#)

Zuschläge

- Mindermengenzuschlag
- Trockeneiszuschlag
- Gefahrgutzuschlag
- Expressversand

SZABO-SCANDIC HandelsgmbH

Quellenstraße 110, A-1100 Wien

T. +43(0)1 489 3961-0

F. +43(0)1 489 3961-7

mail@szabo-scandic.com

www.szabo-scandic.com

[linkedin.com/company/szaboscandic](https://www.linkedin.com/company/szaboscandic) 



CCND2 purified MaxPab mouse polyclonal antibody (B01P) MaxPab®

Catalog # : H00000894-B01P

規格 : [50 ug]

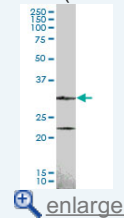
[List All](#)

Specification

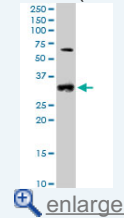
Product Description:	Mouse polyclonal antibody raised against a full-length human CCND2 protein.
Immunogen:	CCND2 (NP_001750.1, 1 a.a. ~ 289 a.a) full-length human protein.
Sequence:	MELLCHEVDPVRRRAVRDRNLLRDDRVLQNLLETIERYLPQCSYFKCVQK DIQPYMRRMVATWMLEVCEEQKCEEEVFPLAMNYLDRFLAGVPTPKSH LQLLGAVCMFLASKLKETSPLTAEKLCIYTDNSIKPQELLEWELVVLGKLG WNLAAVTPHDFIEHILRKLPPQREKLSLRKHAQTFIALCATDFKFAMYPP SMIATGSVGAICGLQQDEEVSSLTCDALTELLAKITNTDVDCLKACQEQL EAVLLNSLQQYRQDQRDGSKSEDELQASTPTDVRDIDL
Host:	Mouse
Reactivity:	Human
Quality Control Testing:	Antibody reactive against mammalian transfected lysate.
Storage Buffer:	In 1x PBS, pH 7.4
Storage Instruction:	Store at -20°C or lower. Aliquot to avoid repeated freezing and thawing.
MSDS:	 Download
Datasheet:	 Download

Application Image

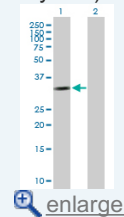
Western Blot (Tissue lysate)



Western Blot (Cell lysate)

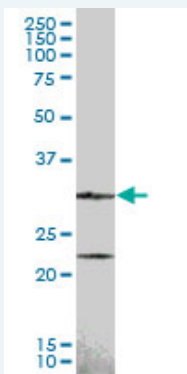


Western Blot (Transfected lysate)



Applications

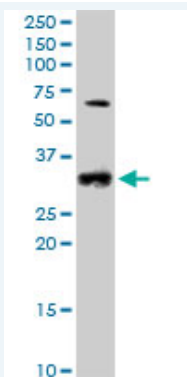
Western Blot (Tissue lysate)



CCND2 MaxPab polyclonal antibody. Western Blot analysis of CCND2 expression in human placenta.

 [Protocol Download](#)

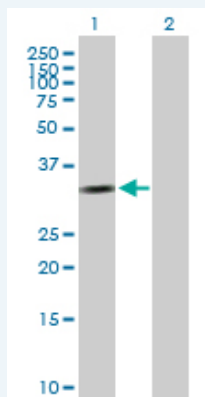
Western Blot (Cell lysate)



CCND2 MaxPab polyclonal antibody. Western Blot analysis of CCND2 expression in A-431.

 [Protocol Download](#)

Western Blot (Transfected lysate)



Western Blot analysis of CCND2 expression in transfected 293T cell line ([H00000894-T01](#)) by CCND2 MaxPab polyclonal antibody.

Lane 1: CCND2 transfected lysate(31.79 KDa).

Lane 2: Non-transfected lysate.

 [Protocol Download](#)

Gene Information

Entrez GeneID: [894](#)

GeneBank [NM_001759](#)

Accession#:

Protein [NP_001750.1](#)

Accession#:

Gene Name: CCND2

Gene Alias: KIAK0002,MGC102758

Gene cyclin D2

Description:

Omim ID: [123833](#)

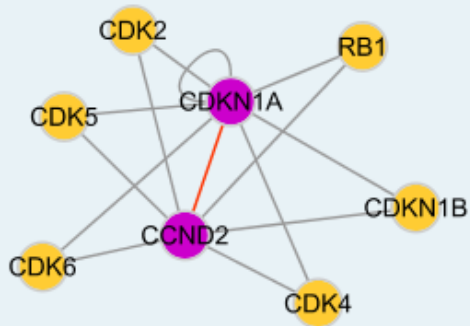
Gene Ontology: [Hyperlink](#)

Gene Summary: The protein encoded by this gene belongs to the highly conserved cyclin family, whose members are characterized by a dramatic periodicity in protein abundance through the cell cycle. Cyclins function as regulators of CDK kinases. Different cyclins exhibit distinct expression and degradation patterns which contribute to the temporal coordination of each mitotic event. This cyclin forms a complex with and functions as a regulatory subunit of CDK4 or CDK6, whose activity is required for cell cycle G1/S transition. This protein has been shown to interact with and be involved in the phosphorylation of tumor suppressor

protein Rb. Knockout studies of the homologous gene in mouse suggest the essential roles of this gene in ovarian granulosa and germ cell proliferation. High level expression of this gene was observed in ovarian and testicular tumors. [provided by RefSeq]

Other Designations: G1/S-specific cyclin D2

Interactome



Gene Pathway

[Cell cycle](#) [Focal adhesion](#) [Jak-STAT signaling pathway](#) [p53 signaling pathway](#)
[Wnt signaling pathway](#)

Related Disease

[Breast cancer](#) [Breast Neoplasms](#) [Carcinoma, Hepatocellular](#) [Diabetes Mellitus, Type 2](#)
[Genetic Predisposition to Disease](#) [Hepatitis B](#) [Kidney Failure, Chronic](#) [Liver Neoplasms](#)
[Narcolepsy](#) [Neoplasm Invasiveness](#) [Ovarian cancer](#) [Ovarian Neoplasms](#)

[服務條款](#) | [隱私權政策](#) | [著作及商標](#) | [網站地圖](#)

©2016 亞諾法生技股份有限公司 Abnova Corporation. 版權所有.