



SZABO SCANDIC

Part of Europa Biosite

Produktinformation



Forschungsprodukte & Biochemikalien



Zellkultur & Verbrauchsmaterial



Diagnostik & molekulare Diagnostik



Laborgeräte & Service

Weitere Information auf den folgenden Seiten!
See the following pages for more information!



Lieferung & Zahlungsart

siehe unsere [Liefer- und Versandbedingungen](#)

Zuschläge

- Mindermengenzuschlag
- Trockeneiszuschlag
- Gefahrgutzuschlag
- Expressversand

SZABO-SCANDIC HandelsgmbH

Quellenstraße 110, A-1100 Wien

T. +43(0)1 489 3961-0

F. +43(0)1 489 3961-7

mail@szabo-scandic.com

www.szabo-scandic.com

[linkedin.com/company/szaboscandic](https://www.linkedin.com/company/szaboscandic) 

CCNT2 monoclonal antibody (M03), clone 1H3

Catalog # : H00000905-M03

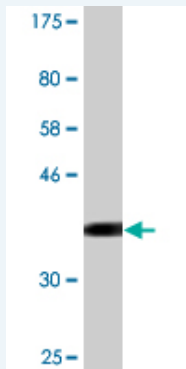
規格 : [100 ug]

[List All](#)

Specification

Product Description:	Mouse monoclonal antibody raised against a partial recombinant CCNT2.
Immunogen:	CCNT2 (NP_490595, 264 a.a. ~ 370 a.a) partial recombinant protein with GST tag. MW of the GST tag alone is 26 KDa.
Sequence:	RKPKVDGQVSETPLLGSSLVQNSILVDSVTGVPTNPSFQKPSTSAFPAPVPLNSGNISVQDSHTSDNLSMLATGMPSTSYGLSSHQEWPHQDSART EQLYSQKQET
Host:	Mouse
Reactivity:	Human
Isotype:	IgG2a Kappa

Quality Control Testing: Antibody Reactive Against Recombinant Protein.



Western Blot detection against Immunogen (37.51 KDa) .

Storage Buffer: In 1x PBS, pH 7.4

Storage Instruction: Store at -20°C or lower. Aliquot to avoid repeated freezing and thawing.

MSDS: [Download](#)

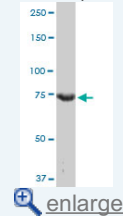
Datasheet: [Download](#)

Applications

Western Blot (Cell lysate)

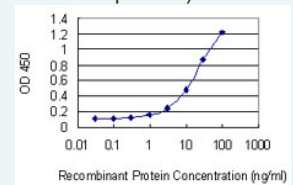
Application Image

Western Blot (Cell lysate)

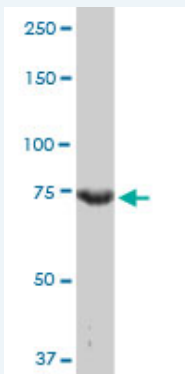


Western Blot (Recombinant protein)

Sandwich ELISA (Recombinant protein)



ELISA



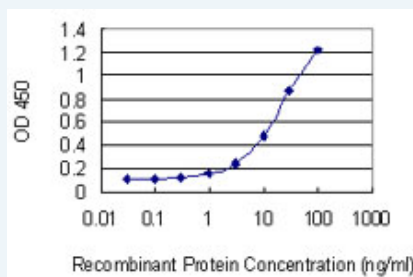
CCNT2 monoclonal antibody (M03), clone 1H3. Western Blot analysis of CCNT2 expression in Jurkat(Cat # L017V1).

[Protocol Download](#)

Western Blot (Recombinant protein)

[Protocol Download](#)

Sandwich ELISA (Recombinant protein)



Detection limit for recombinant GST tagged CCNT2 is 0.3 ng/ml as a capture antibody.

[Protocol Download](#)

ELISA

Gene Information

Entrez GeneID: [905](#)

GeneBank [NM_058241](#)

Accession#:

Protein [NP_490595](#)

Accession#:

Gene Name: CCNT2

Gene Alias: FLJ90560,MGC134840

Gene cyclin T2

Description:

Omim ID: [603862](#)

Gene Ontology: [Hyperlink](#)

Gene Summary: The protein encoded by this gene belongs to the highly conserved cyclin family, whose members are characterized by a dramatic periodicity in protein abundance through the cell cycle. Cyclins function as regulators of CDK kinases. Different cyclins exhibit distinct expression and degradation patterns which contribute to the temporal coordination of each mitotic event. This cyclin and its kinase partner CDK9 were found to be subunits of the transcription elongation factor p-TEFb. The p-TEFb complex containing this cyclin was reported to interact with, and act as a negative regulator of human immunodeficiency virus type 1 (HIV-1) Tat protein. Two alternatively

spliced transcript variants, which encode distinct isoforms, have been described. [provided by RefSeq]

Other SDS-stable vimentin-bound DNA fragment HEF42VIM22,cyclin
Designations: T2a,cyclin T2b,subunit of positive elongation transcription factor b

Related Disease

[Tobacco Use Disorder](#)

[服務條款](#) | [隱私權政策](#) | [著作及商標](#) | [網站地圖](#)

©2016 亞諾法生技股份有限公司 Abnova Corporation. 版權所有.