



SZABO SCANDIC

Part of Europa Biosite

Produktinformation



Forschungsprodukte & Biochemikalien



Zellkultur & Verbrauchsmaterial



Diagnostik & molekulare Diagnostik



Laborgeräte & Service

Weitere Information auf den folgenden Seiten!
See the following pages for more information!



Lieferung & Zahlungsart

siehe unsere [Liefer- und Versandbedingungen](#)

Zuschläge

- Mindermengenzuschlag
- Trockeneiszuschlag
- Gefahrgutzuschlag
- Expressversand

SZABO-SCANDIC HandelsgmbH

Quellenstraße 110, A-1100 Wien

T. +43(0)1 489 3961-0

F. +43(0)1 489 3961-7

mail@szabo-scandic.com

www.szabo-scandic.com

[linkedin.com/company/szaboscandic](https://www.linkedin.com/company/szaboscandic) 

CD1A monoclonal antibody (M01), clone M1-2-1B5

Catalog # : H00000909-M01

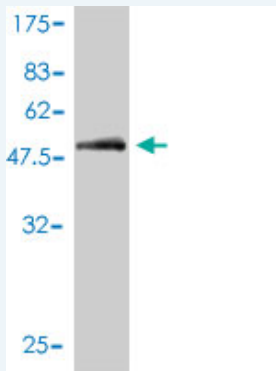
規格 : [100 ug]

[List All](#)

Specification

Product Description:	Mouse monoclonal antibody raised against a full length recombinant CD1A.
Immunogen:	CD1A (AAH31645, 1 a.a. ~ 311 a.a) full-length recombinant protein with GST tag. MW of the GST tag alone is 26 KDa.
Sequence:	MWNWLKEPLSFHVIWIASFYNHWSWKQNLVSGWLSDLQHTWDSNSSTIV FLWPWSRGNFSNEEWKELETLFRIRTIRSFEGIRRYAHELQFEYPFEIQV TGGCELHSGKVSFSLQLAYQGSDVFSFQNSWLPYPVAGNMAKHFC KVLNQNQHENDITHNLLSDTCPRFILGLLDAGKAHLQRQVKPEAWLSHGP SPGPGHLQLVCHVSGFYPKPVWMMRGEQEQQGTQRGDILPSADG TWYLRATLEVAAGEAADLSCRVKHSSLEGQDIVLYWEHHSSVGFILAVIV PLLLIGLALWFRKRCFC
Host:	Mouse
Reactivity:	Human
Isotype:	IgG2b kappa

Quality Control Testing: Antibody Reactive Against Recombinant Protein.



Western Blot detection against Immunogen (59.95 KDa) .

Storage Buffer: In 1x PBS, pH 7.4

Storage Instruction: Store at -20°C or lower. Aliquot to avoid repeated freezing and thawing.

MSDS: [Download](#)

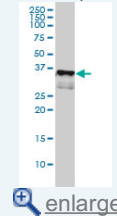
Datasheet: [Download](#)

Applications

Western Blot (Cell lysate)

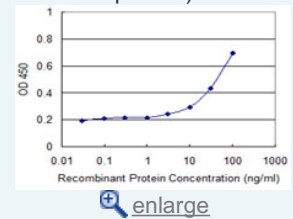
Application Image

Western Blot (Cell lysate)

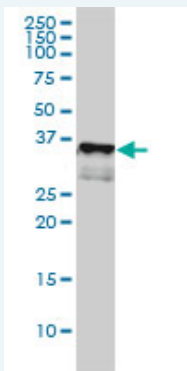


Western Blot (Recombinant protein)

Sandwich ELISA (Recombinant protein)



ELISA



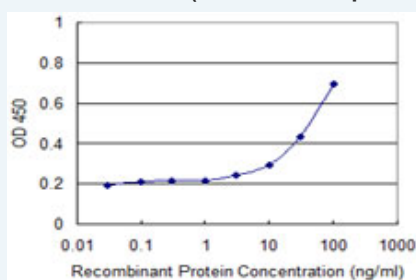
CD1A monoclonal antibody (M01), clone M1-2-1B5 Western Blot analysis of CD1A expression in K-562 (Cat # L009V1).

[Protocol Download](#)

Western Blot (Recombinant protein)

[Protocol Download](#)

Sandwich ELISA (Recombinant protein)



Detection limit for recombinant GST tagged CD1A is approximately 0.03ng/ml as a capture antibody.

[Protocol Download](#)

ELISA

Gene Information

Entrez GeneID: [909](#)

GeneBank [BC031645](#)

Accession#:

Protein [AAH31645](#)

Accession#:

Gene Name: CD1A

Gene Alias: CD1,FCB6,HTA1,R4,T6

Gene Description: CD1a molecule

Description:

Omim ID: [188370](#)

Gene Ontology: [Hyperlink](#)

Gene Summary: This gene encodes a member of the CD1 family of transmembrane glycoproteins, which are structurally related to the major histocompatibility complex (MHC) proteins and form heterodimers with beta-2-microglobulin. The CD1 proteins mediate the presentation of primarily lipid and glycolipid antigens of self or microbial origin to T cells. The human genome contains five CD1 family genes organized in a cluster on chromosome 1. The CD1 family members are thought to differ in their cellular localization and specificity for particular lipid ligands. The protein encoded by this gene localizes to the plasma

membrane and to recycling vesicles of the early endocytic system. Alternatively spliced transcript variants have been observed, but their biological validity has not been determined. [provided by RefSeq

Other Designations: CD1A antigen,CD1A antigen, a polypeptide,OTTHUMP00000018907,T-cell surface antigen T6/Leu-6,T-cell surface glycoprotein CD1a,cluster of differentiation 1 A,cortical thymocyte antigen CD1A,differentiation antigen CD1-alpha-3,epidermal dendritic cell marker

Gene Pathway

[Hematopoietic cell lineage](#)

Related Disease

[Campylobacter Infections](#) [Genetic Predisposition to Disease](#) [Guillain-Barre Syndrome](#)
[Lung Diseases](#) [Mycobacterium Infections](#) [Polyradiculoneuropathy](#)
[Polyradiculoneuropathy](#), [Chronic Inflammatory Demyelinating](#)

[服務條款](#) | [隱私權政策](#) | [著作及商標](#) | [網站地圖](#)

©2016 亞諾法生技股份有限公司 Abnova Corporation. 版權所有.