



# SZABO SCANDIC

Part of Europa Biosite

## Produktinformation



Forschungsprodukte & Biochemikalien



Zellkultur & Verbrauchsmaterial



Diagnostik & molekulare Diagnostik



Laborgeräte & Service

Weitere Information auf den folgenden Seiten!  
See the following pages for more information!



### Lieferung & Zahlungsart

siehe unsere [Liefer- und Versandbedingungen](#)

### Zuschläge

- Mindermengenzuschlag
- Trockeneiszuschlag
- Gefahrgutzuschlag
- Expressversand

### SZABO-SCANDIC HandelsgmbH

Quellenstraße 110, A-1100 Wien

T. +43(0)1 489 3961-0

F. +43(0)1 489 3961-7

[mail@szabo-scandic.com](mailto:mail@szabo-scandic.com)

[www.szabo-scandic.com](http://www.szabo-scandic.com)

[linkedin.com/company/szaboscandic](https://www.linkedin.com/company/szaboscandic) 



## CD2 purified MaxPab rabbit polyclonal antibody (D01P) MaxPab®

Catalog # : H00000914-D01P

規格 : [ 100 ug ]


[List All](#)

### Specification

|                                 |   |
|---------------------------------|---|
| <b>Product Description:</b>     | Rabbit polyclonal antibody raised against a full-length human CD2 protein.  |
| <b>Immunogen:</b>               | CD2 (NP_001758.1, 1 a.a. ~ 351 a.a) full-length human protein.  |
| <b>Sequence:</b>                | MSFPCKFVASFLIFNVSSKGAVSKEITNALETWGALGQDINLDIPSFQMS<br>DDIDDIKWEKTSKDKKIAQFRKEKETFKKDYKLFKNGTLKIKHLKTDQ<br>DIYKVSIDYTKGKNVLEKIFDLKIQERVSQPKISWTCINTTLTCEVMNGTDP<br>ELNLYQDQKHLKLSQRVITHKWTTSLSAKFKCTAGNKVSKESSVEPVSC<br>PEKGLDIYLIIGICGGGSLLMVAVLLVFYITKRKKQRSRRNDEELETRAHR<br>VATEERGRKPPQIPASTPQNPATSQHPPPPPGHRSQAPSHRPPPPGHR<br>VQHQPQKRPPAPSGTQVHQKQGPPLPRPRVQPKPPHGAENSLSPSSN |
| <b>Host:</b>                    | Rabbit  |
| <b>Reactivity:</b>              | Human, Mouse  |
| <b>Quality Control Testing:</b> | Antibody reactive against mammalian transfected lysate.   |
| <b>Storage Buffer:</b>          | In 1x PBS, pH 7.4   |
| <b>Storage Instruction:</b>     | Store at -20°C or lower. Aliquot to avoid repeated freezing and thawing.  |
| <b>MSDS:</b>                    |  <a href="#">Download</a>  |
| <b>Datasheet:</b>               |  <a href="#">Download</a>  |

### Applications

#### Western Blot (Tissue lysate)




CD2 MaxPab rabbit polyclonal antibody. Western Blot analysis of CD2 expression in human spleen.

 [Protocol Download](#)

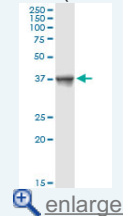
#### Western Blot (Tissue lysate)

### Application Image

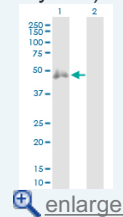
#### Western Blot (Tissue lysate)

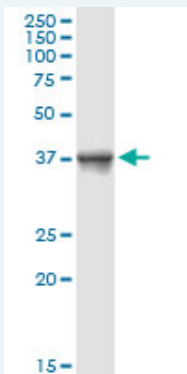


#### Western Blot (Tissue lysate)



#### Western Blot (Transfected lysate)

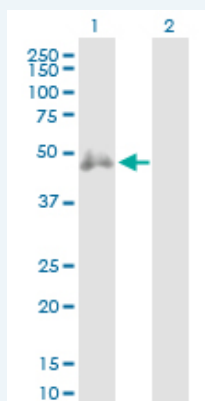




CD2 MaxPab rabbit polyclonal antibody. Western Blot analysis of CD2 expression in mouse intestine.

 [Protocol Download](#)

#### Western Blot (Transfected lysate)



Western Blot analysis of CD2 expression in transfected 293T cell line ([H00000914-T03](#)) by CD2 MaxPab polyclonal antibody.

Lane 1: CD2 transfected lysate(39.40 KDa).

Lane 2: Non-transfected lysate.

 [Protocol Download](#)

#### Gene Information

Entrez GeneID: [914](#)

GeneBank [NM\\_001767](#)

Accession#:

Protein [NP\\_001758.1](#)

Accession#:

Gene Name: CD2

Gene Alias: SRBC,T11

Gene CD2 molecule

Description:

Omim ID: [186990](#)

Gene Ontology: [Hyperlink](#)

Other CD2 antigen (p50), sheep red blood cell

Designations: receptor,OTTHUMP00000024366,OTTHUMP00000059318,lymphocyte-function antigen-2

#### Gene Pathway

[Cell adhesion molecules \(CAMs\)](#) [Hematopoietic cell lineage](#)

## Related Disease

[Arthritis, Rheumatoid](#) [Genetic Predisposition to Disease](#)

---

[服務條款](#) | [隱私權政策](#) | [著作及商標](#) | [網站地圖](#)

©2016 亞諾法生技股份有限公司 Abnova Corporation. 版權所有.