



SZABO SCANDIC

Part of Europa Biosite

Produktinformation



Forschungsprodukte & Biochemikalien



Zellkultur & Verbrauchsmaterial



Diagnostik & molekulare Diagnostik



Laborgeräte & Service

Weitere Information auf den folgenden Seiten!
See the following pages for more information!



Lieferung & Zahlungsart

siehe unsere [Liefer- und Versandbedingungen](#)

Zuschläge

- Mindermengenzuschlag
- Trockeneiszuschlag
- Gefahrgutzuschlag
- Expressversand

SZABO-SCANDIC HandelsgmbH

Quellenstraße 110, A-1100 Wien

T. +43(0)1 489 3961-0

F. +43(0)1 489 3961-7

mail@szabo-scandic.com

www.szabo-scandic.com

[linkedin.com/company/szaboscandic](https://www.linkedin.com/company/szaboscandic) 

CD5 monoclonal antibody (M13), clone 1F8

Catalog # : H00000921-M13

規格 : [100 ug]

[List All](#)

Specification

Product Description: Mouse monoclonal antibody raised against a partial recombinant CD5.

Immunogen: CD5 (ABM83003, 403 a.a. ~ 495 a.a) partial recombinant protein with GST tag. MW of the GST tag alone is 26 KDa.

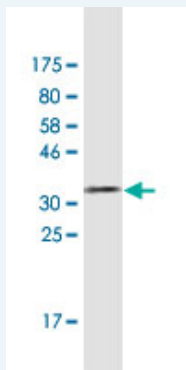
Sequence: KKLVKKFRQKKQRQWIGPTGMNQNMFSHRNHTATVRSHAENPTASHVD
NEYSQPPRNSRLSAYPALEGVLHRSSMQPDNSSDSYDLHGAQRL

Host: Mouse

Reactivity: Human

Isotype: IgG2a Kappa

Quality Control Testing: Antibody Reactive Against Recombinant Protein.



Western Blot detection against Immunogen (35.86 KDa) .

Storage Buffer: In 1x PBS, pH 7.4

Storage Instruction: Store at -20°C or lower. Aliquot to avoid repeated freezing and thawing.

MSDS: [Download](#)


Datasheet: [Download](#)

Applications

Western Blot (Cell lysate)

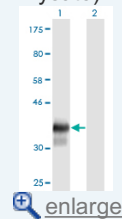
Application Image

Western Blot (Cell lysate)



[enlarge](#)

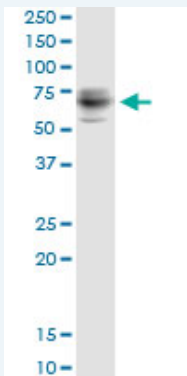
Western Blot (Transfected lysate)



[enlarge](#)

Western Blot (Recombinant protein)

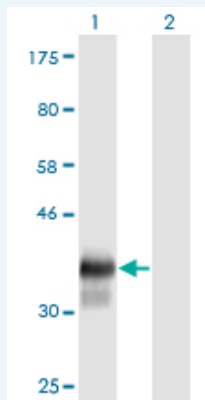
ELISA



CD5 monoclonal antibody (M13), clone 1F8. Western Blot analysis of CD5 expression in K-562.

 [Protocol Download](#)

Western Blot (Transfected lysate)



Western Blot analysis of CD5 expression in transfected 293T cell line by CD5 monoclonal antibody (M13), clone 1F8.

Lane 1: CD5 transfected lysate (Predicted MW: 36.3 KDa).

Lane 2: Non-transfected lysate.

 [Protocol Download](#)

Western Blot (Recombinant protein)

 [Protocol Download](#)

ELISA

Gene Information

Entrez GeneID: [921](#)

GeneBank [DQ892077](#)
Accession#:

Protein [ABM83003](#)
Accession#:

Gene Name: CD5

Gene Alias: LEU1,T1

Gene CD5 molecule
Description:

Omim ID: [153340](#)

Gene Ontology: [Hyperlink](#)

Other CD5 antigen (p56-62)
Designations:

Gene Pathway

[Hematopoietic cell lineage](#)

Related Disease

[DNA Damage](#) [Genetic Predisposition to Disease](#) [Hematologic Diseases](#) [Hodgkin Disease](#)
[Leukemia, B-Cell, Chronic](#) [Leukemia, Lymphocytic, Chronic, B-Cell](#) [Lymphoma, Mantle-Cell](#)
[Lymphoproliferative Disorders](#) [Multiple Myeloma](#) [Occupational Diseases](#)
[Waldenstrom Macroglobulinemia](#) [Werner syndrome](#)

[服務條款](#) | [隱私權政策](#) | [著作及商標](#) | [網站地圖](#)

©2016 亞諾法生技股份有限公司 Abnova Corporation. 版權所有.