



SZABO SCANDIC

Part of Europa Biosite

Produktinformation



Forschungsprodukte & Biochemikalien



Zellkultur & Verbrauchsmaterial



Diagnostik & molekulare Diagnostik



Laborgeräte & Service

Weitere Information auf den folgenden Seiten!
See the following pages for more information!



Lieferung & Zahlungsart

siehe unsere [Liefer- und Versandbedingungen](#)

Zuschläge

- Mindermengenzuschlag
- Trockeneiszuschlag
- Gefahrgutzuschlag
- Expressversand

SZABO-SCANDIC HandelsgmbH

Quellenstraße 110, A-1100 Wien

T. +43(0)1 489 3961-0

F. +43(0)1 489 3961-7

mail@szabo-scandic.com

www.szabo-scandic.com

[linkedin.com/company/szaboscandic](https://www.linkedin.com/company/szaboscandic) 

CD5L purified MaxPab rabbit polyclonal antibody (D01P) MaxPab®

Catalog # : H00000922-D01P

規格 : [100 ug]

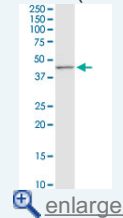
List All

Specification

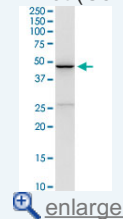
Product Description:	Rabbit polyclonal antibody raised against a full-length human CD5L protein.
Immunogen:	CD5L (NP_005885.1, 1 a.a. ~ 347 a.a) full-length human protein.
Sequence:	MALLFSLILAICTRPGFLASPSGVRLVGGLHRCEGRVEVEQKGQWGTVC DDGWDIKDVAVLCRELGCGAASGTPSGILYEPPEKEQKVLQSVSCTG TEDTLAQCEQEEVYDCSHDEDAGASCENPESSFSVPVEGVRADGPGH CKGRVEVKHQNQWYTVQCQTGWSLRAAKVVCRLGCGRAVLTQKRCN KHAYGRKPIWLSQMSCSGREATLQDCPSGPWGKNTCNHDEDTWVECE DPFDLRLVGGDNLCSGRLEVLHKGWVGSVCDDNWGEKEDQVCKQLG CGKSLSPSFRDRKCYGPGVGRWLDNVRCSGEEQSLEQCQHRFWGFH DCTHQEDVAVICSG
Host:	Rabbit
Reactivity:	Human, Mouse
Quality Control Testing:	Antibody reactive against mammalian transfected lysate.
Storage Buffer:	In 1x PBS, pH 7.4
Storage Instruction:	Store at -20°C or lower. Aliquot to avoid repeated freezing and thawing.
MSDS:	Download
Datasheet:	Download

Application Image

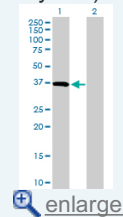
Western Blot (Cell lysate)



Western Blot (Cell lysate)

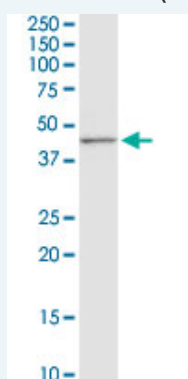


Western Blot (Transfected lysate)



Applications

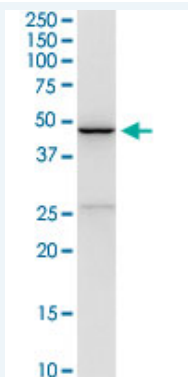
Western Blot (Cell lysate)



CD5L MaxPab rabbit polyclonal antibody. Western Blot analysis of CD5L expression in HepG2.

[Protocol Download](#)

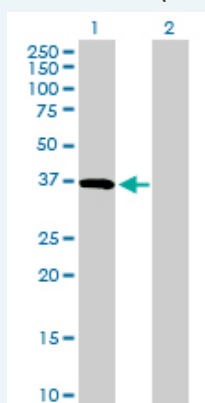
Western Blot (Cell lysate)



CD5L MaxPab rabbit polyclonal antibody. Western Blot analysis of CD5L expression in NIH/3T3.

 [Protocol Download](#)

Western Blot (Transfected lysate)



Western Blot analysis of CD5L expression in transfected 293T cell line ([H00000922-T01](#)) by CD5L MaxPab polyclonal antibody.

Lane 1: CD5L transfected lysate(38.10 KDa).

Lane 2: Non-transfected lysate.

 [Protocol Download](#)

Gene Information

Entrez GeneID: [922](#)

GeneBank [NM_005894](#)

Accession#:

Protein [NP_005885.1](#)

Accession#:

Gene Name: CD5L

Gene Alias: AIM,API6,PRO229,SP-ALPHA,Spalpha

Gene Description: CD5 molecule-like

Description:

Omim ID: [602592](#)

Gene Ontology: [Hyperlink](#)

Other Designations: CD5 antigen-like (scavenger receptor cysteine rich family),OTTHUMP00000024057,OTTHUMP00000060075,apoptosis inhibitor 6

Related Disease

[Alzheimer Disease](#) [Alzheimer disease](#) [Cerebral Amyloid Angiopathy](#)

[服務條款](#) | [隱私權政策](#) | [著作及商標](#) | [網站地圖](#)

©2016 亞諾法生技股份有限公司 Abnova Corporation. 版權所有.