



SZABO SCANDIC

Part of Europa Biosite

Produktinformation



Forschungsprodukte & Biochemikalien



Zellkultur & Verbrauchsmaterial



Diagnostik & molekulare Diagnostik



Laborgeräte & Service

Weitere Information auf den folgenden Seiten!
See the following pages for more information!



Lieferung & Zahlungsart

siehe unsere [Liefer- und Versandbedingungen](#)

Zuschläge

- Mindermengenzuschlag
- Trockeneiszuschlag
- Gefahrgutzuschlag
- Expressversand

SZABO-SCANDIC HandelsgmbH

Quellenstraße 110, A-1100 Wien

T. +43(0)1 489 3961-0

F. +43(0)1 489 3961-7

mail@szabo-scandic.com

www.szabo-scandic.com

[linkedin.com/company/szaboscandic](https://www.linkedin.com/company/szaboscandic) 

CD7 MaxPab mouse polyclonal antibody (B01) MaxPab®

Catalog # : H00000924-B01

規格 : [50 uL]

[List All](#)

Specification

Product Description: Mouse polyclonal antibody raised against a full-length human CD7 protein.

Immunogen: CD7 (NP_006128, 1 a.a. ~ 240 a.a) full-length human protein.

Sequence:
 MAGPPRLLLLPLLLALARGLPALAAQEVQQSPHCTTVPVGASVNTCS
 TSGGLRGIYLRQLGPPQDIYYEDGVPTTDRRFRGRIDFSGSQDNLTI
 TMHRLQLSDTGTYTCAITEVNVYSGTLVLVTEEQSQGWHRCSAPP
 RASALPAPPTGSALPDPQTASALPDPPAASALPAALAVISFLLGLGLGVA
 CVLARTQIKKLCWRDKNSAACVYEDMSHSRCNTLSSPNQYQ

Host: Mouse

Reactivity: Human

Quality Control Testing: Antibody reactive against mammalian transfected lysate.

Storage Buffer: No additive

Storage Instruction: Store at -20°C or lower. Aliquot to avoid repeated freezing and thawing.

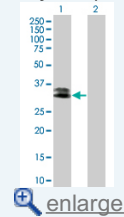
Note: For IHC and IF applications, antibody purification with Protein A will be needed prior to use.


MSDS:  [Download](#)

Datasheet:  [Download](#)

Application Image

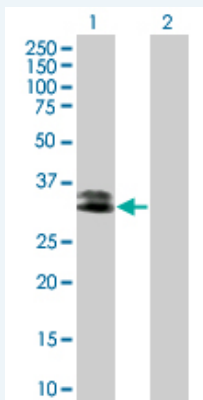
Western Blot (Transfected lysate)



 [enlarge](#)

Applications


Western Blot (Transfected lysate)



Western Blot analysis of CD7 expression in transfected 293T cell line (H00000924-T01) by CD7 MaxPab polyclonal antibody.

Lane 1: CD7 transfected lysate(26.4 KDa).

Lane 2: Non-transfected lysate.

 [Protocol Download](#)

Gene Information

Entrez GeneID: [924](#)

GeneBank
Accession#: [NM_006137](#)

Protein
Accession#: [NP_006128](#)

Gene Name: CD7

Gene Alias: GP40,LEU-9,TP41,Tp40

Gene
Description: CD7 molecule

Omim ID: [186820](#)

Gene Ontology: [Hyperlink](#)

Gene Summary: This gene encodes a transmembrane protein which is a member of the immunoglobulin superfamily. This protein is found on thymocytes and mature T cells. It plays an essential role in T-cell interactions and also in T-cell/B-cell interaction during early lymphoid development. [provided by RefSeq]

Other Designations: CD7 antigen,CD7 antigen (p41),T-cell antigen CD7,T-cell leukemia antigen,p41 protein

Gene Pathway

[Hematopoietic cell lineage](#)

[服務條款](#) | [隱私權政策](#) | [著作及商標](#) | [網站地圖](#)

©2016 亞諾法生技股份有限公司 Abnova Corporation. 版權所有.