



# SZABO SCANDIC

Part of Europa Biosite

## Produktinformation



Forschungsprodukte & Biochemikalien



Zellkultur & Verbrauchsmaterial



Diagnostik & molekulare Diagnostik



Laborgeräte & Service

Weitere Information auf den folgenden Seiten!  
See the following pages for more information!



### Lieferung & Zahlungsart

siehe unsere [Liefer- und Versandbedingungen](#)

### Zuschläge

- Mindermengenzuschlag
- Trockeneiszuschlag
- Gefahrgutzuschlag
- Expressversand

### SZABO-SCANDIC HandelsgmbH

Quellenstraße 110, A-1100 Wien

T. +43(0)1 489 3961-0

F. +43(0)1 489 3961-7

[mail@szabo-scandic.com](mailto:mail@szabo-scandic.com)

[www.szabo-scandic.com](http://www.szabo-scandic.com)

[linkedin.com/company/szaboscandic](https://www.linkedin.com/company/szaboscandic) 

## CD7 purified MaxPab mouse polyclonal antibody (B01P) MaxPab®

Catalog # : H00000924-B01P

規格 : [ 50 ug ]

[List All](#)

### Specification

**Product Description:** Mouse polyclonal antibody raised against a full-length human CD7 protein.

**Immunogen:** CD7 (NP\_006128.1, 1 a.a. ~ 240 a.a) full-length human protein.

**Sequence:**  
 MAGPPRLLLLPLLLALARGLPALAAQEVQQSPHCTTVPVGASVNITCS  
 TSGGLRGIYLRQLGPPQDIYYEDGVVPTTDRRFRGRIDFSGSQDNLTI  
 TMHRLQLSDTGTYTCAITEVNVYSGTLVLVTEEQSQGWHRCSAPP  
 RASALPAPPTGSALPDPQTASALPDPPAASALPAALAVISFLLGLGLGVA  
 CVLARTQIKKLCWRDKNSAACVVYEDMSHSRCNTLSSPNQYQ

**Host:** Mouse

**Reactivity:** Human

**Quality Control Testing:** Antibody reactive against mammalian transfected lysate.

**Storage Buffer:** In 1x PBS, pH 7.4

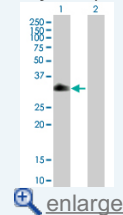
**Storage Instruction:** Store at -20°C or lower. Aliquot to avoid repeated freezing and thawing.


**MSDS:**  [Download](#)

**Datasheet:**  [Download](#)

### Application Image

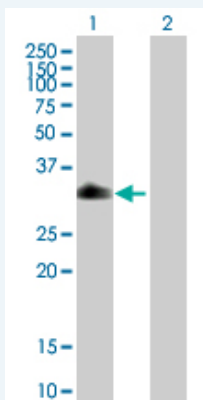
Western Blot (Transfected lysate)



 [enlarge](#)

### Applications

#### Western Blot (Transfected lysate)



Western Blot analysis of CD7 expression in transfected 293T cell line (H00000924-T01) by CD7 MaxPab polyclonal antibody.

Lane 1: CD7 transfected lysate(26.4 KDa).

Lane 2: Non-transfected lysate.

 [Protocol Download](#)

### Gene Information

Entrez GeneID: [924](#)

GeneBank  
Accession#: [NM\\_006137](#)

Protein  
Accession#: [NP\\_006128.1](#)

Gene Name: CD7

Gene Alias: GP40,LEU-9,TP41,Tp40

Gene  
Description: CD7 molecule

Omim ID: [186820](#)

Gene Ontology: [Hyperlink](#)

**Gene Summary:** This gene encodes a transmembrane protein which is a member of the immunoglobulin superfamily. This protein is found on thymocytes and mature T cells. It plays an essential role in T-cell interactions and also in T-cell/B-cell interaction during early lymphoid development. [provided by RefSeq]

**Other Designations:** CD7 antigen,CD7 antigen (p41),T-cell antigen CD7,T-cell leukemia antigen,p41 protein

#### Gene Pathway

[Hematopoietic cell lineage](#)

[服務條款](#) | [隱私權政策](#) | [著作及商標](#) | [網站地圖](#)

©2016 亞諾法生技股份有限公司 Abnova Corporation. 版權所有.