



SZABO SCANDIC

Part of Europa Biosite

Produktinformation



Forschungsprodukte & Biochemikalien



Zellkultur & Verbrauchsmaterial



Diagnostik & molekulare Diagnostik



Laborgeräte & Service

Weitere Information auf den folgenden Seiten!
See the following pages for more information!



Lieferung & Zahlungsart

siehe unsere [Liefer- und Versandbedingungen](#)

Zuschläge

- Mindermengenzuschlag
- Trockeneiszuschlag
- Gefahrgutzuschlag
- Expressversand

SZABO-SCANDIC HandelsgmbH

Quellenstraße 110, A-1100 Wien

T. +43(0)1 489 3961-0

F. +43(0)1 489 3961-7

mail@szabo-scandic.com

www.szabo-scandic.com

[linkedin.com/company/szaboscandic](https://www.linkedin.com/company/szaboscandic) 



CD8B1 monoclonal antibody (M07), clone 4C8

Catalog # : H00000926-M07

規格 : [100 ug]

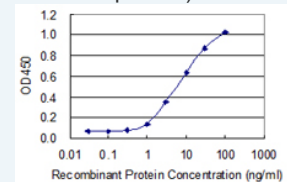
List All


Specification

Product Description:	Mouse monoclonal antibody raised against a partial recombinant CD8B1.
Immunogen:	CD8B1 (NP_004922, 23 a.a. ~ 131 a.a) partial recombinant protein with GST tag. MW of the GST tag alone is 26 KDa.
Sequence:	QQTPAYIKVQTNKMVMLSCEAKISLSNMRIYWLRRQAPSSSDSHHEFLAL WDSAKGTIHGEEVEQEKIIVFRDASRFILNLTSVKPEDSGIYFCMIVGSPE LTFGKGTQ
Host:	Mouse
Reactivity:	Human
Isotype:	IgG2a Kappa
Quality Control Testing:	Antibody Reactive Against Recombinant Protein.
Storage Buffer:	In 1x PBS, pH 7.4
Storage Instruction:	Store at -20°C or lower. Aliquot to avoid repeated freezing and thawing.
MSDS:	 Download
Datasheet:	 Download

Application Image

Sandwich ELISA (Recombinant protein)

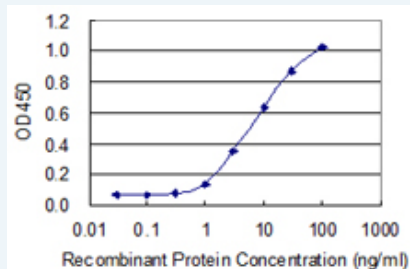


 enlarge

ELISA

Applications

Sandwich ELISA (Recombinant protein)



Detection limit for recombinant GST tagged CD8B is 0.3 ng/ml as a capture antibody.

 [Protocol Download](#)

ELISA

Gene Information

Entrez GeneID: [926](#)

GeneBank [NM_004931](#)
Accession#:

Protein Accession#: [NP_004922](#)

Gene Name: CD8B

Gene Alias: CD8B1,LYT3,Leu2,Ly3,MGC119115

Gene Description: CD8b molecule

Omim ID: [186730](#)

Gene Ontology: [Hyperlink](#)

Gene Summary: The CD8 antigen is a cell surface glycoprotein found on most cytotoxic T lymphocytes that mediates efficient cell-cell interactions within the immune system. The CD8 antigen, acting as a coreceptor, and the T-cell receptor on the T lymphocyte recognize antigen displayed by an antigen presenting cell (APC) in the context of class I MHC molecules. The functional coreceptor is either a homodimer composed of two alpha chains, or a heterodimer composed of one alpha and one beta chain. Both alpha and beta chains share significant homology to immunoglobulin variable light chains. This gene encodes the CD8 beta chain isoforms. Multiple alternatively spliced transcript variants encoding distinct membrane associated or secreted isoforms have been described. A pseudogene, also located on chromosome 2, has been identified. [provided by RefSeq]

Other Designations: CD8 antigen, beta polypeptide (p37),CD8 antigen, beta polypeptide 1 (p37),CD8b antigen,OTTHUMP00000160761,T lymphocyte surface glycoprotein beta chain,T-cell surface glycoprotein CD8 beta chain

Gene Pathway

[Antigen processing and presentation](#) [Cell adhesion molecules \(CAMs\)](#)
[Hematopoietic cell lineage](#) [Primary immunodeficiency](#) [T cell receptor signaling pathway](#)

Related Disease

[Tobacco Use Disorder](#)