



SZABO SCANDIC

Part of Europa Biosite

Produktinformation



Forschungsprodukte & Biochemikalien



Zellkultur & Verbrauchsmaterial



Diagnostik & molekulare Diagnostik



Laborgeräte & Service

Weitere Information auf den folgenden Seiten!
See the following pages for more information!



Lieferung & Zahlungsart

siehe unsere [Liefer- und Versandbedingungen](#)

Zuschläge

- Mindermengenzuschlag
- Trockeneiszuschlag
- Gefahrgutzuschlag
- Expressversand

SZABO-SCANDIC HandelsgmbH

Quellenstraße 110, A-1100 Wien

T. +43(0)1 489 3961-0

F. +43(0)1 489 3961-7

mail@szabo-scandic.com

www.szabo-scandic.com

[linkedin.com/company/szaboscandic](https://www.linkedin.com/company/szaboscandic) 

CD14 MaxPab mouse polyclonal antibody (B02) MaxPab®

Catalog # : H00000929-B02

規格 : [50 uL]

[List All](#)

Specification

Product Description: Mouse polyclonal antibody raised against a full-length human CD14 protein.

Immunogen: CD14 (NP_000582, 1 a.a. ~ 375 a.a) full-length human protein.

Sequence:
 MERASCLLLLLLPLVHVSATTPEPCELDDDFRCVCNCFSEPPQDWSEAF
 QCVSAVEVEIHAGGLNLEPFLKRVADADADPRQYADTVKALRVRRLLTVGA
 AQVPAQLLVGALRVLAYSRLKELTLEDLKITGTMPPLEATGLALSSLR
 LRNVSWATGRSWLAELQQWLKPKLKVLSIAQAHSFAFSCQVRAFPAL
 TSLDLSDNPGGLGERGLMAALCPHKFPAIQNLALRNTGMETPTGVCAALA
 AAGVQPHSLDLSHNSLRATVNPSAPRCMWSSALNSLNSFAGLEQVPKG
 LPAKLRVLDLSCNRLNRAPQPDELPEVDNLTLDGNPFLVPGTALPHEGS
 MNSGWVACARSTLSVGVSGTLVLLQGARGFA

Host: Mouse

Reactivity: Human

Quality Control Testing: Antibody reactive against mammalian transfected lysate.

Storage Buffer: No additive

Storage Instruction: Store at -20°C or lower. Aliquot to avoid repeated freezing and thawing.


Note: For IHC and IF applications, antibody purification with Protein A will be needed prior to use.

MSDS:  [Download](#)


Datasheet:  [Download](#)

Applications

Western Blot (Tissue lysate)




CD14 MaxPab polyclonal antibody. Western Blot analysis of CD14 expression in human liver.

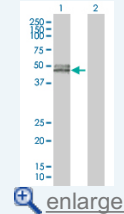
 [Protocol Download](#)

Application Image

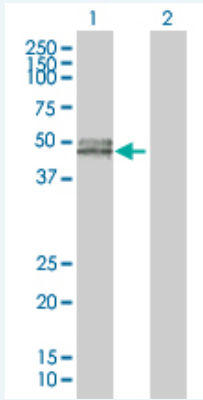
Western Blot (Tissue lysate)



Western Blot (Transfected lysate)




Western Blot (Transfected lysate)



Western Blot analysis of CD14 expression in transfected 293T cell line ([H00000929-T02](#)) by CD14 MaxPab polyclonal antibody.

Lane 1: CD14 transfected lysate(41.25 KDa).

Lane 2: Non-transfected lysate.

 [Protocol Download](#)

Gene Information

Entrez GeneID: [929](#)

GeneBank [NM_000591](#)

Accession#:

Protein [NP_000582](#)

Accession#:

Gene Name: CD14

Gene Alias: -

Gene CD14 molecule

Description:

Omim ID: [158120](#)

Gene Ontology: [Hyperlink](#)

Gene Summary: CD14 is a surface protein preferentially expressed on monocytes/macrophages. It binds lipopolysaccharide binding protein and recently has been shown to bind apoptotic cells. Alternative splicing results in multiple transcript variants encoding the same isoform. [provided by RefSeq]

Other CD14 antigen, monocyte differentiation antigen CD14

Designations:

Gene Pathway

[Hematopoietic cell lineage](#) [MAPK signaling pathway](#)

[Pathogenic Escherichia coli infection - EHEC](#) [Regulation of actin cytoskeleton](#)

[Toll-like receptor signaling pathway](#)

Related Disease

[Abortion, Habitual](#) [Abscess](#) [Acute Disease](#) [Adenocarcinoma](#) [Aggressive Periodontitis](#)

[Agricultural Workers' Diseases](#) [Airway Obstruction](#) [Alcoholism](#) [Alveolar Bone Loss](#)

[Alzheimer Disease](#) [Alzheimer disease](#) [Amyloidosis](#) [Anaphylaxis](#) [Angina Pectoris](#)

[Angina, Unstable](#) [Appendicitis](#) [Arteriosclerosis](#) [Arthritis, Juvenile Rheumatoid](#)

[Arthritis, Reactive](#)

... see more

[服務條款](#) | [隱私權政策](#) | [著作及商標](#) | [網站地圖](#)

©2016 亞諾法生技股份有限公司 Abnova Corporation. 版權所有.