



# SZABO SCANDIC

Part of Europa Biosite

## Produktinformation



Forschungsprodukte & Biochemikalien



Zellkultur & Verbrauchsmaterial



Diagnostik & molekulare Diagnostik



Laborgeräte & Service

Weitere Information auf den folgenden Seiten!  
See the following pages for more information!



### Lieferung & Zahlungsart

siehe unsere [Liefer- und Versandbedingungen](#)

### Zuschläge

- Mindermengenzuschlag
- Trockeneiszuschlag
- Gefahrgutzuschlag
- Expressversand

### SZABO-SCANDIC HandelsgmbH

Quellenstraße 110, A-1100 Wien

T. +43(0)1 489 3961-0

F. +43(0)1 489 3961-7

[mail@szabo-scandic.com](mailto:mail@szabo-scandic.com)

[www.szabo-scandic.com](http://www.szabo-scandic.com)

[linkedin.com/company/szaboscandic](https://www.linkedin.com/company/szaboscandic) 



# MS4A3 purified MaxPab mouse polyclonal antibody (B01P) MaxPab®

Catalog # : H00000932-B01P

規格 : [ 50 ug ]

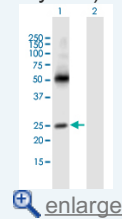
[List All](#)

## Specification

<b>Product Description:</b>	Mouse polyclonal antibody raised against a full-length human MS4A3 protein.
<b>Immunogen:</b>	MS4A3 (AAH08487, 1 a.a. ~ 214 a.a) full-length human protein.
<b>Sequence:</b>	MASHEVDNAELGSASARGTPGSEAGPEELNTSVYQPIDGSPDYQKAKL QVLGAIQILNAAMILALGVFLGSLQYPYHFQKHFFFTFYTGYPWGVAVFF CSSGTLSSVAGIKPTRTWIQNSFGMNIASATIALVGTAFLLSLNIAVNIQSLR SCHSSSEPDLCNYMGSISNGMVLLLLLTLLELCVTISTIAMWCNANCCN SREEISSPPNSV
<b>Host:</b>	Mouse
<b>Reactivity:</b>	Human
<b>Quality Control Testing:</b>	Antibody reactive against mammalian transfected lysate.
<b>Storage Buffer:</b>	In 1x PBS, pH 7.4
<b>Storage Instruction:</b>	Store at -20°C or lower. Aliquot to avoid repeated freezing and thawing.
<b>MSDS:</b>	 <a href="#">Download</a>
<b>Datasheet:</b>	 <a href="#">Download</a>

## Application Image

Western Blot (Transfected lysate)

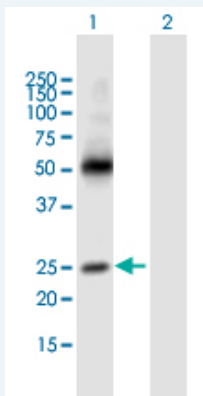


## Publication Reference

1. [Human Eosinophils Express the High Affinity IgE Receptor, FcεRI, in Bullous Pemphigoid.](#)  
Messingham KN, Holahan HM, Frydman AS, Fullenkamp C, Srikantha R, Fairley JAPLoS One. 2014 Sep 25;9(9):e107725. doi: 10.1371/journal.pone.0107725. eCollection 2014.


## Applications

### Western Blot (Transfected lysate)



Western Blot analysis of MS4A3 expression in transfected 293T cell line ([H00000932-T01](#)) by MS4A3 MaxPab polyclonal antibody.

Lane 1: MS4A3 transfected lysate(23.65 KDa).  
Lane 2: Non-transfected lysate.

 [Protocol Download](#)

---

## Gene Information

---

**Entrez GeneID:** [932](#)

---

**GeneBank  
Accession#:** [BC008487](#)

---

**Protein  
Accession#:** [AAH08487](#)

---

**Gene Name:** MS4A3

---

**Gene Alias:** CD20L,HTM4

---

**Gene  
Description:** membrane-spanning 4-domains, subfamily A, member 3 (hematopoietic cell-specific)

---

**Omim ID:** [606498](#)

---

**Gene Ontology:** [Hyperlink](#)

---

**Gene Summary:** This gene encodes a member of the membrane-spanning 4A gene family. Members of this protein family are characterized by common structural features and similar intron/exon splice boundaries and display unique expression patterns among hematopoietic cells and nonlymphoid tissues. This family member likely plays a role in signal transduction and may function as a subunit associated with receptor complexes. The gene encoding this protein is localized to 11q12, among a cluster of related family members. Alternative splicing may result in multiple transcript variants; however, not all variants have been fully described. [provided by RefSeq]

---

**Other  
Designations:** CD20 antigen homolog,CD20 antigen-like,IgE receptor beta chain,IgE receptor beta subunit,hematopoietic cell 4 transmembrane protein,membrane-spanning 4-domains subfamily A member 3,membrane-spanning 4-domains, subfamily A, member 3

---

## Related Disease

---

[Genetic Predisposition to Disease Narcolepsy](#)

---

[服務條款](#) | [隱私權政策](#) | [著作及商標](#) | [網站地圖](#)

©2016 亞諾法生技股份有限公司 Abnova Corporation. 版權所有.