



SZABO SCANDIC

Part of Europa Biosite

Produktinformation



Forschungsprodukte & Biochemikalien



Zellkultur & Verbrauchsmaterial



Diagnostik & molekulare Diagnostik



Laborgeräte & Service

Weitere Information auf den folgenden Seiten!
See the following pages for more information!



Lieferung & Zahlungsart

siehe unsere [Liefer- und Versandbedingungen](#)

Zuschläge

- Mindermengenzuschlag
- Trockeneiszuschlag
- Gefahrgutzuschlag
- Expressversand

SZABO-SCANDIC HandelsgmbH

Quellenstraße 110, A-1100 Wien

T. +43(0)1 489 3961-0

F. +43(0)1 489 3961-7

mail@szabo-scandic.com

www.szabo-scandic.com

[linkedin.com/company/szaboscandic](https://www.linkedin.com/company/szaboscandic) 



CD27 purified MaxPab mouse polyclonal antibody (B01P) MaxPab®

Catalog # : H00000939-B01P

規格 : [50 ug]

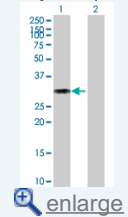
List All

Specification

Product Description:	Mouse polyclonal antibody raised against a full-length human CD27 protein.
Immunogen:	CD27 (NP_001233.1, 1 a.a. ~ 260 a.a) full-length human protein.
Sequence:	MARPHPWWLVCVLGTLVGLSATPAPKSCPERHYWAQGKLCQMCPEPGT FLVKDCDQHRKAAQCDPCIPGVSPDHHTRPHCESCRHCNSGLLVRN CTITANAECACRNGWQCRDKECTCDPLPNPSLTARSSQALSPHPQPT HLPYVSEMLEARTAGHMOTLADFRQLPARTLSTHWPPQRSLCSSDFIRI LVIFSGMFLVFTLAGALFLHQRRKYRSNKGESPVPAEPCRYSCPREEE GSTIPIQEDYRKPEPACSP
Host:	Mouse
Reactivity:	Human
Quality Control Testing:	Antibody reactive against mammalian transfected lysate.
Storage Buffer:	In 1x PBS, pH 7.4
Storage Instruction:	Store at -20°C or lower. Aliquot to avoid repeated freezing and thawing.
MSDS:	 Download
Datasheet:	 Download

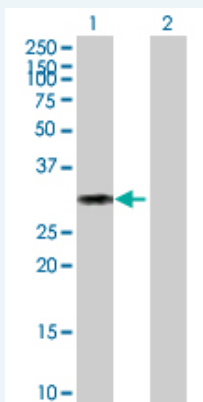
Application Image

Western Blot (Transfected lysate)




Applications

Western Blot (Transfected lysate)



Western Blot analysis of CD27 expression in transfected 293T cell line (H00000939-T01) by CD27 MaxPab polyclonal antibody.

Lane 1: TNFRSF7 transfected lysate(28.6 KDa).
Lane 2: Non-transfected lysate.

 [Protocol Download](#)

Gene Information

Entrez GeneID: [939](#)

GeneBank
Accession#: [NM_001242](#)

Protein
Accession#: [NP_001233.1](#)

Gene Name: CD27

Gene Alias: MGC20393,S152,T14,TNFRSF7,Tp55

Gene
Description: CD27 molecule

Omim ID: [186711](#)

Gene Ontology: [Hyperlink](#)

Gene Summary: The protein encoded by this gene is a member of the TNF-receptor superfamily. This receptor is required for generation and long-term maintenance of T cell immunity. It binds to ligand CD70, and plays a key role in regulating B-cell activation and immunoglobulin synthesis. This receptor transduces signals that lead to the activation of NF-kappaB and MAPK8/JNK. Adaptor proteins TRAF2 and TRAF5 have been shown to mediate the signaling process of this receptor. CD27-binding protein (SIVA), a proapoptotic protein, can bind to this receptor and is thought to play an important role in the apoptosis induced by this receptor. [provided by RefSeq]

Other Designations: CD27 antigen,CD27L receptor,T cell activation antigen CD27,T cell activation antigen S152,tumor necrosis factor receptor superfamily, member 7

Gene Pathway

[Cytokine-cytokine receptor interaction](#)

Related Disease

[Asthma](#) [Asthma](#) [Bronchial Hyperreactivity](#) [Genetic Predisposition to Disease](#)
[Hematologic Diseases](#) [Kidney Failure](#), [Chronic Multiple Myeloma](#) [Occupational Diseases](#)

[服務條款](#) | [隱私權政策](#) | [著作及商標](#) | [網站地圖](#)

©2016 亞諾法生技股份有限公司 Abnova Corporation. 版權所有.