



# SZABO SCANDIC

Part of Europa Biosite

## Produktinformation



Forschungsprodukte & Biochemikalien



Zellkultur & Verbrauchsmaterial



Diagnostik & molekulare Diagnostik



Laborgeräte & Service

Weitere Information auf den folgenden Seiten!  
See the following pages for more information!



### Lieferung & Zahlungsart

siehe unsere [Liefer- und Versandbedingungen](#)

### Zuschläge

- Mindermengenzuschlag
- Trockeneiszuschlag
- Gefahrgutzuschlag
- Expressversand

### SZABO-SCANDIC HandelsgmbH

Quellenstraße 110, A-1100 Wien

T. +43(0)1 489 3961-0

F. +43(0)1 489 3961-7

[mail@szabo-scandic.com](mailto:mail@szabo-scandic.com)

[www.szabo-scandic.com](http://www.szabo-scandic.com)

[linkedin.com/company/szaboscandic](https://www.linkedin.com/company/szaboscandic) 

**CD28 purified MaxPab mouse polyclonal antibody (B01P)** MaxPab®

Catalog # : H00000940-B01P

規格 : [ 50 ug ]

[List All](#)
**Specification**

**Product Description:** Mouse polyclonal antibody raised against a full-length human CD28 protein.

**Immunogen:** CD28 (NP\_006130, 1 a.a. ~ 220 a.a) full-length human protein.

**Sequence:**  
 MLRLLALNLFPSIQVTGNKILVKQSPMLVAYDNAVNLCKYSYNLFSREF  
 RASLHKGLDSAVEVCVYGNYSQQQLQVYSKTFNCDGKLGNESVTFYL  
 QNLYVNQTDIYFCKIEVMYPPPYLDNEKSNGTIIHVKGKHLCPSPFLPGPS  
 KPFWVLVVGGVLACYLLVTVAFIIFWVRSKRSRLLHSDYMNMTPRRP  
 GPTRKHYQPYAPPRDFAAYRS

**Host:** Mouse

**Reactivity:** Human

**Quality Control Testing:** Antibody reactive against mammalian transfected lysate.

**Storage Buffer:** In 1x PBS, pH 7.4

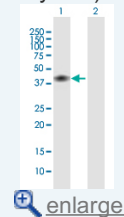

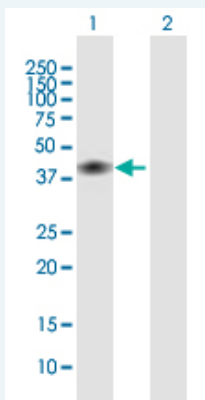
**Storage Instruction:** Store at -20°C or lower. Aliquot to avoid repeated freezing and thawing.

**MSDS:**  [Download](#)

**Datasheet:**  [Download](#)

**Application Image**

Western Blot (Transfected lysate)


 [enlarge](#)
**Applications**
**Western Blot (Transfected lysate)**


Western Blot analysis of CD28 expression in transfected 293T cell line ([H00000940-T02](#)) by CD28 MaxPab polyclonal antibody.

Lane 1: CD28 transfected lysate(24.2 KDa).

Lane 2: Non-transfected lysate.

 [Protocol Download](#)

**Gene Information**

Entrez GeneID: [940](#)

GeneBank [NM\\_006139](#)  
Accession#:

Protein [NP\\_006130](#)  
Accession#:

Gene Name: CD28

Gene Alias: MGC138290, Tp44

Gene Description: CD28 molecule

Omim ID: [186760](#)

Gene Ontology: [Hyperlink](#)

Gene Summary: CD28 costimulation is essential for CD4 (MIM 186940)-positive T-cell proliferation, survival, interleukin-2 (IL2; MIM 147680) production, and T-helper type-2 (Th2) development.[supplied by OMIM]

Other Designations: CD28 antigen, CD28 antigen (Tp44), T-cell-specific surface glycoprotein

#### Gene Pathway

[Allograft rejection](#) [Autoimmune thyroid disease](#) [Cell adhesion molecules \(CAMs\)](#)  
[Graft-versus-host disease](#) [Systemic lupus erythematosus](#) [T cell receptor signaling pathway](#)  
[Type I diabetes mellitus](#)

#### Related Disease

[Acute Disease](#) [Arthritis, Rheumatoid](#) [Asthma](#) [Behcet Syndrome](#) [Bronchiolitis](#), [Viral Carcinoma](#), [Squamous Cell Celiac Disease](#) [Cholangitis](#), [Sclerosing](#) [Colon cancer](#)  
[Colorectal Neoplasms](#) [Diabetes Mellitus, Type 1](#) [Disease Progression](#) [Drug Eruptions](#)  
[Genetic Predisposition to Disease](#) [Hematologic Diseases](#) [Hepatitis C](#) [Hodgkin Disease](#)  
[Hypersensitivity, Immediate](#)

... see more