



SZABO SCANDIC

Part of Europa Biosite

Produktinformation



Forschungsprodukte & Biochemikalien



Zellkultur & Verbrauchsmaterial



Diagnostik & molekulare Diagnostik



Laborgeräte & Service

Weitere Information auf den folgenden Seiten!
See the following pages for more information!



Lieferung & Zahlungsart

siehe unsere [Liefer- und Versandbedingungen](#)

Zuschläge

- Mindermengenzuschlag
- Trockeneiszuschlag
- Gefahrgutzuschlag
- Expressversand

SZABO-SCANDIC HandelsgmbH

Quellenstraße 110, A-1100 Wien

T. +43(0)1 489 3961-0

F. +43(0)1 489 3961-7

mail@szabo-scandic.com

www.szabo-scandic.com

[linkedin.com/company/szaboscandic](https://www.linkedin.com/company/szaboscandic) 

CD80 purified MaxPab mouse polyclonal antibody (B01P) MaxPab®

Catalog # : H00000941-B01P

規格 : [50 ug]

[List All](#)

Specification

Product Description: Mouse polyclonal antibody raised against a full-length human CD80 protein.

Immunogen: CD80 (NP_005182.1, 1 a.a. ~ 288 a.a) full-length human protein.

Sequence:
 MGHTRRQGTSPSKCPYLNFFQLLVLAGLSHFCSGVIHVTKEVKEVATLS
 CGHNVSVEELAQTRIWQKEKMMVLTMMSGDMNWPEYKNRTIFDITNNL
 SVILALRPSDEGTYESVVKYEKDAFKREHLAEVTLVKADFPPTPSISDFE
 IPTSNIRRIICSTSGGFPEPHLSWLENGEELNAINTTVSQDPETELYAVSSK
 LDFNMTTNHSFMCLIKYGHLRVNQTFNWNNTTKQEHFPDNLPSWAITLIS
 VNGIFVICCLTYCFAPRCRERRRNERLRRESVRPV

Host: Mouse

Reactivity: Human

Quality Control Testing: Antibody reactive against mammalian transfected lysate.

Storage Buffer: In 1x PBS, pH 7.4

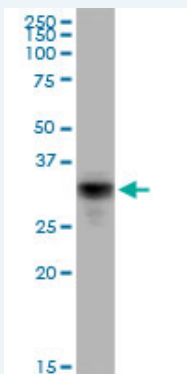
Storage Instruction: Store at -20°C or lower. Aliquot to avoid repeated freezing and thawing.

MSDS: [Download](#)

Datasheet: [Download](#)

Applications

Western Blot (Cell lysate)



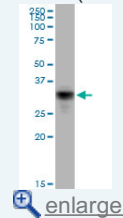
CD80 MaxPab polyclonal antibody. Western Blot analysis of CD80 expression in A-431.

[Protocol Download](#)

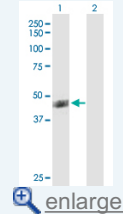
Western Blot (Transfected lysate)

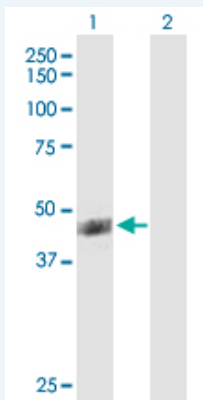
Application Image

Western Blot (Cell lysate)



Western Blot (Transfected lysate)






Western Blot analysis of CD80 expression in transfected 293T cell line ([H00000941-T01](#)) by CD80 MaxPab polyclonal antibody.

Lane 1: CD80 transfected lysate(31.68 KDa).

Lane 2: Non-transfected lysate.

 [Protocol Download](#)

Gene Information

Entrez GeneID: [941](#)

GeneBank [NM_005191.2](#)

Accession#:

Protein [NP_005182.1](#)

Accession#:

Gene Name: CD80

Gene Alias: CD28LG,CD28LG1,LAB7

Gene CD80 molecule

Description:

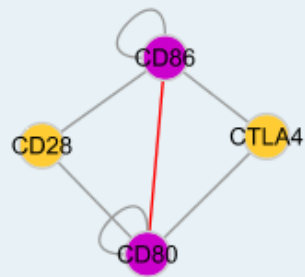
Omim ID: [112203](#)

Gene Ontology: [Hyperlink](#)

Gene Summary: The B-lymphocyte activation antigen B7-1 (formerly referred to as B7) provides regulatory signals for T lymphocytes as a consequence of binding to the CD28 (MIM 186760) and CTLA4 (MIM 123890) ligands of T cells.[supplied by OMIM]

Other Designations: B-lymphocyte activation antigen B7,CD80 antigen,CD80 antigen (CD28 antigen ligand 1, B7-1 antigen),costimulatory factor CD80,costimulatory molecule variant IgV-CD80

Interactome



Gene Pathway

[Allograft rejection](#) [Autoimmune thyroid disease](#) [Cell adhesion molecules \(CAMs\)](#)
[Graft-versus-host disease](#) [Systemic lupus erythematosus](#)
[Toll-like receptor signaling pathway](#) [Type I diabetes mellitus](#)

Related Disease

[Arthritis, Rheumatoid](#) [Asthma](#) [Asthma Bronchiolitis, Viral](#) [Carcinoma, Hepatocellular](#)
[Celiac Disease](#) [Disease Progression](#) [Genetic Predisposition to Disease](#) [Hepatitis C](#)
[Infant, Premature, Diseases](#) [Liver Neoplasms](#) [Lung Neoplasms](#)
[Lupus Erythematosus, Systemic](#) [Multiple Sclerosis](#) [Papillomavirus Infections](#)
[Pulmonary Disease, Chronic Obstructive Respiratory](#) [Syncytial Virus Infections](#) [Sarcoidosis](#)
[Urinary Bladder Neoplasms](#)

... see more

[服務條款](#) | [隱私權政策](#) | [著作及商標](#) | [網站地圖](#)

©2016 亞諾法生技股份有限公司 Abnova Corporation. 版權所有.