



# SZABO SCANDIC

Part of Europa Biosite

## Produktinformation



Forschungsprodukte & Biochemikalien



Zellkultur & Verbrauchsmaterial



Diagnostik & molekulare Diagnostik



Laborgeräte & Service

Weitere Information auf den folgenden Seiten!  
See the following pages for more information!



### Lieferung & Zahlungsart

siehe unsere [Liefer- und Versandbedingungen](#)

### Zuschläge

- Mindermengenzuschlag
- Trockeneiszuschlag
- Gefahrgutzuschlag
- Expressversand

### SZABO-SCANDIC HandelsgmbH

Quellenstraße 110, A-1100 Wien

T. +43(0)1 489 3961-0

F. +43(0)1 489 3961-7

[mail@szabo-scandic.com](mailto:mail@szabo-scandic.com)

[www.szabo-scandic.com](http://www.szabo-scandic.com)

[linkedin.com/company/szaboscandic](https://www.linkedin.com/company/szaboscandic) 

**CD80 (Human) Recombinant Protein** HuPro®

Catalog # : H00000941-H01

規格 : [ 25 ug ]

[List All](#)
**Specification**

**Product Description:** Purified CD80 (NP\_005182.1, 35 a.a. - 242 a.a.) human recombinant protein with His-Flag-StrepII tag at N-terminus expressed in human cells.

**Transfected Cell Line:** Human HEK293T cells

**Sequence:** VIHVTKEVKEVATLSCGHNVSVEELAQTRIWQKEKKMVLTMMSGDMNI  
WPEYKNRTIFDITNLSVILALRPSDEGTYESVVLKYEKDAFKREHLAEVT  
LSVKADFPTPSISDFEIPTSNIRRIICSTSGGFPEPHLSWLENGEELNAINTT  
VSQDPETELYAVSSKLDNFNMTTNHSFMCLIKYGHLRVNQTFNWNTTKQE  
HFPDN

**Host:** Human

**Theoretical MW (kDa):** 28.16

**Form:** Liquid

**Preparation Method:** Transfection of pSuper-CD80 plasmid into HEK293T cell, and the expressed protein was purified by *Strep*-Tactin affinity column.

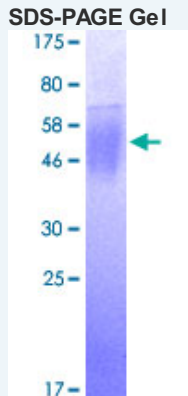
**Purification:** *Strep*-Tactin affinity columns

**Concentration:** ≥ 10 ug/ml

**Activity:** Not Tested

**Quality Control Testing:** SDS-PAGE and Western Blot

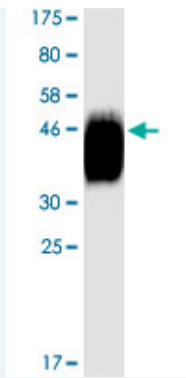
**Testing:**



**Western Blot**

**Application Image**

Western Blot  
Enzyme-linked Immunoabsorbent Assay  
SDS-PAGE  
Protein Interaction



**Storage Buffer:** 100 mM Tris-HCl pH 8.0, 150 mM NaCl, 1 mM EDTA, and 5 mM desthiobiotin.

**Storage Instruction:** Store at -80°C. Aliquot to avoid repeated freezing and thawing.

**Datasheet:**  [Download](#)

## Applications

Western Blot

Enzyme-linked Immunoabsorbent Assay

SDS-PAGE

Protein Interaction

## Gene Information

**Entrez GeneID:** [941](#)

**GeneBank Accession#:** [NM\\_005191.2](#)

**Protein Accession#:** [NP\\_005182.1](#)

**Gene Name:** CD80

**Gene Alias:** CD28LG,CD28LG1,LAB7

**Gene Description:** CD80 molecule

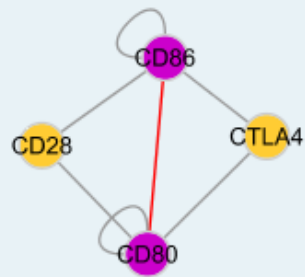
**Omim ID:** [112203](#)

**Gene Ontology:** [Hyperlink](#)

**Gene Summary:** The B-lymphocyte activation antigen B7-1 (formerly referred to as B7) provides regulatory signals for T lymphocytes as a consequence of binding to the CD28 (MIM 186760) and CTLA4 (MIM 123890) ligands of T cells.[supplied by OMIM]

**Other Designations:** B-lymphocyte activation antigen B7,CD80 antigen,CD80 antigen (CD28 antigen ligand 1, B7-1 antigen),costimulatory factor CD80,costimulatory molecule variant IgV-CD80

## Interactome



### Gene Pathway

[Allograft rejection](#) [Autoimmune thyroid disease](#) [Cell adhesion molecules \(CAMs\)](#)  
[Graft-versus-host disease](#) [Systemic lupus erythematosus](#)  
[Toll-like receptor signaling pathway](#) [Type I diabetes mellitus](#)

### Related Disease

[Arthritis, Rheumatoid](#) [Asthma](#) [Asthma Bronchiolitis, Viral](#) [Carcinoma, Hepatocellular](#)  
[Celiac Disease](#) [Disease Progression](#) [Genetic Predisposition to Disease](#) [Hepatitis C](#)  
[Infant, Premature, Diseases](#) [Liver Neoplasms](#) [Lung Neoplasms](#)  
[Lupus Erythematosus, Systemic](#) [Multiple Sclerosis](#) [Papillomavirus Infections](#)  
[Pulmonary Disease, Chronic Obstructive Respiratory](#) [Syncytial Virus Infections](#) [Sarcoidosis](#)  
[Urinary Bladder Neoplasms](#)

... see more

[服務條款](#) | [隱私權政策](#) | [著作及商標](#) | [網站地圖](#)

©2016 亞諾法生技股份有限公司 Abnova Corporation. 版權所有.