



SZABO SCANDIC

Part of Europa Biosite

Produktinformation



Forschungsprodukte & Biochemikalien



Zellkultur & Verbrauchsmaterial



Diagnostik & molekulare Diagnostik



Laborgeräte & Service

Weitere Information auf den folgenden Seiten!
See the following pages for more information!



Lieferung & Zahlungsart

siehe unsere [Liefer- und Versandbedingungen](#)

Zuschläge

- Mindermengenzuschlag
- Trockeneiszuschlag
- Gefahrgutzuschlag
- Expressversand

SZABO-SCANDIC HandelsgmbH

Quellenstraße 110, A-1100 Wien

T. +43(0)1 489 3961-0

F. +43(0)1 489 3961-7

mail@szabo-scandic.com

www.szabo-scandic.com

[linkedin.com/company/szaboscandic](https://www.linkedin.com/company/szaboscandic) 

CD80 (Human) Recombinant Protein HuPro®

Catalog # : H00000941-H02

規格 : [25 ug]

[List All](#)

Specification

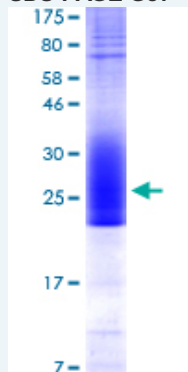
Product Description:	Purified CD80 (AAH11399.2, 137 a.a. - 230 a.a.) human recombinant protein with His-Flag-Strepll tag at N-terminus expressed in human cells.
Transfected Cell Line:	Human HEK293T cells
Sequence:	SVKADFPTPSISDFEIPTSNIRRIICSTSGGFPEPHLSWLENGEELNAINTTV SQDPETELYAVSSKLDNFNMTTNHSFMCLIKYGHLRVNQTFN
Host:	Human
Theoretical MW (kDa):	15.62
Form:	Liquid
Preparation Method:	Transfection of pSuper-CD80 plasmid into HEK293T cell, and the expressed protein was purified by <i>Strep</i> -Tactin affinity column.
Purification:	<i>Strep</i> -Tactin affinity columns
Concentration:	≥ 10 ug/ml
Activity:	Not Tested

Application Image

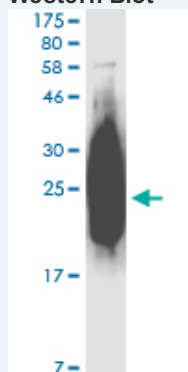
Western Blot
Enzyme-linked Immunoabsorbent Assay
SDS-PAGE
Protein Interaction

Quality Control Testing: SDS-PAGE and Western Blot

SDS-PAGE Gel



Western Blot



Storage Buffer: 100 mM Tris-HCl pH 8.0, 150 mM NaCl, 1 mM EDTA, and 5 mM desthiobiotin.

Storage Instruction: Store at -80°C. Aliquot to avoid repeated freezing and thawing.

Datasheet:  [Download](#)

Applications

Western Blot

Enzyme-linked Immunoabsorbent Assay

SDS-PAGE

Protein Interaction

Gene Information

Entrez GeneID: [941](#)

GeneBank Accession#: [NM_005191.2](#)

Protein Accession#: [AAH11399.2](#)

Gene Name: CD80

Gene Alias: CD28LG,CD28LG1,LAB7

Gene Description: CD80 molecule

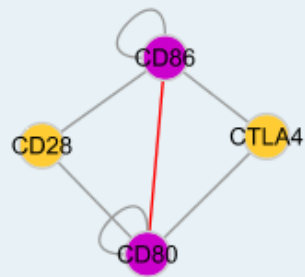
Omim ID: [112203](#)

Gene Ontology: [Hyperlink](#)

Gene Summary: The B-lymphocyte activation antigen B7-1 (formerly referred to as B7) provides regulatory signals for T lymphocytes as a consequence of binding to the CD28 (MIM 186760) and CTLA4 (MIM 123890) ligands of T cells.[supplied by OMIM]

Other Designations: B-lymphocyte activation antigen B7,CD80 antigen,CD80 antigen (CD28 antigen ligand 1, B7-1 antigen),costimulatory factor CD80,costimulatory molecule variant IgV-CD80

Interactome



Gene Pathway

[Allograft rejection](#) [Autoimmune thyroid disease](#) [Cell adhesion molecules \(CAMs\)](#)
[Graft-versus-host disease](#) [Systemic lupus erythematosus](#)
[Toll-like receptor signaling pathway](#) [Type I diabetes mellitus](#)

Related Disease

[Arthritis, Rheumatoid](#) [Asthma](#) [Asthma Bronchiolitis, Viral](#) [Carcinoma, Hepatocellular](#)
[Celiac Disease](#) [Disease Progression](#) [Genetic Predisposition to Disease](#) [Hepatitis C](#)
[Infant, Premature, Diseases](#) [Liver Neoplasms](#) [Lung Neoplasms](#)
[Lupus Erythematosus, Systemic](#) [Multiple Sclerosis](#) [Papillomavirus Infections](#)
[Pulmonary Disease, Chronic Obstructive Respiratory](#) [Syncytial Virus Infections](#) [Sarcoidosis](#)
[Urinary Bladder Neoplasms](#)

... see more

[服務條款](#) | [隱私權政策](#) | [著作及商標](#) | [網站地圖](#)

©2016 亞諾法生技股份有限公司 Abnova Corporation. 版權所有.