



# SZABO SCANDIC

Part of Europa Biosite

## Produktinformation



Forschungsprodukte & Biochemikalien



Zellkultur & Verbrauchsmaterial



Diagnostik & molekulare Diagnostik



Laborgeräte & Service

Weitere Information auf den folgenden Seiten!  
See the following pages for more information!



### Lieferung & Zahlungsart

siehe unsere [Liefer- und Versandbedingungen](#)

### Zuschläge

- Mindermengenzuschlag
- Trockeneiszuschlag
- Gefahrgutzuschlag
- Expressversand

### SZABO-SCANDIC HandelsgmbH

Quellenstraße 110, A-1100 Wien

T. +43(0)1 489 3961-0

F. +43(0)1 489 3961-7

[mail@szabo-scandic.com](mailto:mail@szabo-scandic.com)

[www.szabo-scandic.com](http://www.szabo-scandic.com)

[linkedin.com/company/szaboscandic](https://www.linkedin.com/company/szaboscandic) 



## TNFRSF8 monoclonal antibody (M01), clone 3B9

Catalog # : H00000943-M01

規格 : [ 100 ug ]

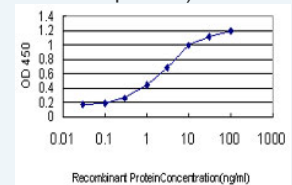
[List All](#)


### Specification

<b>Product Description:</b>	Mouse monoclonal antibody raised against a partial recombinant TNFRSF8.
<b>Immunogen:</b>	TNFRSF8 (NP_001234, 21 a.a. ~ 133 a.a) partial recombinant protein with GST tag. MW of the GST tag alone is 26 KDa.
<b>Sequence:</b>	QDRPFEDTCHGNPSHYDKAVRRCCYRCPMGLFPTQQCPQRPTDCRK QCEPDYYLDEADRCTACVTCRDDLVEKTPCAWNSSRVCECRPGMFC STSAVNSCARCFHHSVCPA
<b>Host:</b>	Mouse
<b>Reactivity:</b>	Human
<b>Isotype:</b>	IgG1 Kappa
<b>Quality Control Testing:</b>	Antibody Reactive Against Recombinant Protein.
<b>Storage Buffer:</b>	In 1x PBS, pH 7.4
<b>Storage Instruction:</b>	Store at -20°C or lower. Aliquot to avoid repeated freezing and thawing.
<b>MSDS:</b>	 <a href="#">Download</a>
<b>Datasheet:</b>	 <a href="#">Download</a>

### Application Image

Sandwich ELISA (Recombinant protein)

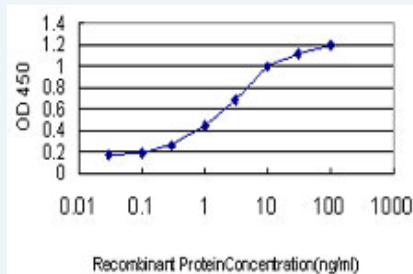


 [enlarge](#)


ELISA

### Applications

Sandwich ELISA (Recombinant protein)



Detection limit for recombinant GST tagged TNFRSF8 is approximately 0.03ng/ml as a capture antibody.

 [Protocol Download](#)

ELISA

### Gene Information

Entrez GeneID: [943](#)

GeneBank [NM\\_001243](#)

**Accession#:**

Protein [NP\\_001234](#)

**Accession#:**

Gene Name: TNFRSF8

Gene Alias: CD30,D1S166E,KI-1

Gene Description: tumor necrosis factor receptor superfamily, member 8

Omim ID: [153243](#)

Gene Ontology: [Hyperlink](#)

**Gene Summary:** The protein encoded by this gene is a member of the TNF-receptor superfamily. This receptor is expressed by activated, but not by resting, T and B cells. TRAF2 and TRAF5 can interact with this receptor, and mediate the signal transduction that leads to the activation of NF-kappaB. This receptor is a positive regulator of apoptosis, and also has been shown to limit the proliferative potential of autoreactive CD8 effector T cells and protect the body against autoimmunity. Two alternatively spliced transcript variants of this gene encoding distinct isoforms have been reported. [provided by RefSeq]

**Other Designations:** CD30 antigen,CD30L receptor,Ki-1 antigen,OTTHUMP0000001783,cytokine receptor CD30,lymphocyte activation antigen CD30

**Gene Pathway**

[Cytokine-cytokine receptor interaction](#)

**Related Disease**

[Asthma](#) [Diabetes Mellitus, Type 1](#) [Genetic Predisposition to Disease](#) [Hematologic Diseases](#) [HIV Infections](#) [Kidney Failure, Chronic](#) [Multiple Myeloma](#) [Occupational Diseases](#) [Tobacco Use Disorder](#)

[服務條款](#) | [隱私權政策](#) | [著作及商標](#) | [網站地圖](#)

©2016 亞諾法生技股份有限公司 Abnova Corporation. 版權所有.