



SZABO SCANDIC

Part of Europa Biosite

Produktinformation



Forschungsprodukte & Biochemikalien



Zellkultur & Verbrauchsmaterial



Diagnostik & molekulare Diagnostik



Laborgeräte & Service

Weitere Information auf den folgenden Seiten!
See the following pages for more information!



Lieferung & Zahlungsart

siehe unsere [Liefer- und Versandbedingungen](#)

Zuschläge

- Mindermengenzuschlag
- Trockeneiszuschlag
- Gefahrgutzuschlag
- Expressversand

SZABO-SCANDIC HandelsgmbH

Quellenstraße 110, A-1100 Wien

T. +43(0)1 489 3961-0

F. +43(0)1 489 3961-7

mail@szabo-scandic.com

www.szabo-scandic.com

[linkedin.com/company/szaboscandic](https://www.linkedin.com/company/szaboscandic) 

CD33 purified MaxPab rabbit polyclonal antibody (D01P) MaxPab®

Catalog # : H00000945-D01P

規格 : [100 ug]

[List All](#)

Specification

Product Description: Rabbit polyclonal antibody raised against a full-length human CD33 protein.

Immunogen: CD33 (AAH28152.1, 1 a.a. ~ 364 a.a) full-length human protein.

Sequence:
 MPLLLLLPLLWAGALAMDPNFWLQVQESVTVQEGLCVLPCTFFHPIPY
 YDKNSPVHGYWFRREGAIIISGDSVPATNKLDQEVQEETQGRFRLLGDPSR
 NNCSLSIDARRRDNGSYFFRMRERGSTKYSYKSPQLSVHVTDLTHRPKIL
 IPGTLEPGHSKNLTCSVSWACEQGTPIFISWLSAAPTSLGPRTHSSVLI
 TPRPQDHGTNLTCQVKFAGAGVTTERTIQLNVTYVQNPTTGIFPGDGS
 GKQETRAGVVHGAIGGAGVTALLALCLCLIFFIVKTHRRKAARTAVGRND
 THPTTGSASPKHQKSKLHGPTETSSCSGAAPT VEMDEELHYASLNFGH
 MNPSKDTSTEYSEVRTQ

Host: Rabbit

Reactivity: Human, Mouse

Quality Control Testing: Antibody reactive against mammalian transfected lysate.

Storage Buffer: In 1x PBS, pH 7.4

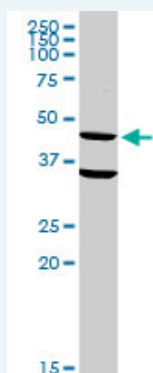
Storage Instruction: Store at -20°C or lower. Aliquot to avoid repeated freezing and thawing.

MSDS: [Download](#)

Datasheet: [Download](#)

Applications

Western Blot (Tissue lysate)



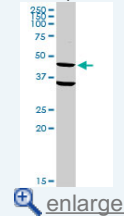
CD33 MaxPab rabbit polyclonal antibody. Western Blot analysis of CD33 expression in mouse liver.

[Protocol Download](#)

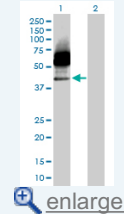
Western Blot (Transfected lysate)

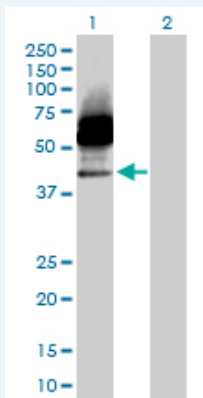
Application Image

Western Blot (Tissue lysate)



Western Blot (Transfected lysate)





Western Blot analysis of CD33 expression in transfected 293T cell line ([H00000945-T02](#)) by CD33 MaxPab polyclonal antibody.

Lane 1: CD33 transfected lysate(39.70 KDa).
Lane 2: Non-transfected lysate.

 [Protocol Download](#)

Gene Information

Entrez GeneID: [945](#)

GeneBank Accession#: [NM_001772](#)

Protein Accession#: [AAH28152.1](#)

Gene Name: CD33

Gene Alias: FLJ00391, SIGLEC-3, SIGLEC3, p67

Gene Description: CD33 molecule

Omim ID: [159590](#)

Gene Ontology: [Hyperlink](#)

Other Designations: CD33 antigen, CD33 antigen (gp67)

Gene Pathway

[Hematopoietic cell lineage](#)

Related Disease

[Leukemia, Myeloid, Acute Neoplasm, Residual Tobacco Use Disorder](#)