



SZABO SCANDIC

Part of Europa Biosite

Produktinformation



Forschungsprodukte & Biochemikalien



Zellkultur & Verbrauchsmaterial



Diagnostik & molekulare Diagnostik



Laborgeräte & Service

Weitere Information auf den folgenden Seiten!
See the following pages for more information!



Lieferung & Zahlungsart

siehe unsere [Liefer- und Versandbedingungen](#)

Zuschläge

- Mindermengenzuschlag
- Trockeneiszuschlag
- Gefahrgutzuschlag
- Expressversand

SZABO-SCANDIC HandelsgmbH

Quellenstraße 110, A-1100 Wien

T. +43(0)1 489 3961-0

F. +43(0)1 489 3961-7

mail@szabo-scandic.com

www.szabo-scandic.com

[linkedin.com/company/szaboscandic](https://www.linkedin.com/company/szaboscandic) 

CD33 monoclonal antibody (M01), clone 2D12-G4

Catalog # : H00000945-M01

規格 : [100 ug]

List All

Specification

Product Description: Mouse monoclonal antibody raised against a full length recombinant CD33.

Immunogen: CD33 (AAH28152.1, 1 a.a. ~ 364 a.a) full-length recombinant protein with GST tag. MW of the GST tag alone is 26 KDa.

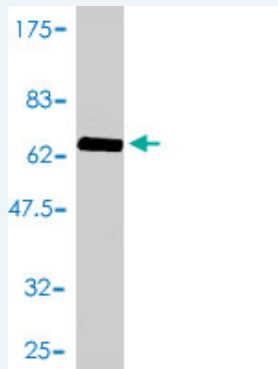
Sequence:
 MPLLLLLPLLWAGALAMDPNFWLQVQESVTVQEGLCVLPCTFFHPIPY
 YDKNSPVHGYWFRGAIISGDSPVATNKLDQEVQEETQGRFRLLGDPSR
 NNCSLSM DARRRDNGSYFFRMRGSGTKYSYKSPQLSVHVTDLTHRPKIL
 IPGTLEPGHSKNLTCVSWACEQGTPIFVSWLSAAPTSLGPRTTSSVLI
 TPRPQDHGTNLTCQVKFAGAGVT TERTIQLNVTYVQNPTTGIFPGDGS
 GKQETRAGVWHGAIGGAGVTALLALCLCLIFFIVKTHRRKAARTAVGRND
 THPTTGSASPKHQKSKLHGPTETSSCSGAAPTVMDEELHYASLNFHG
 MNPSKDTSTEYSEVRTQ

Host: Mouse

Reactivity: Human

Isotype: IgG2a kappa

Quality Control Testing: Antibody Reactive Against Recombinant Protein.



Western Blot detection against Immunogen (65.78 KDa) .

Storage Buffer: In 1x PBS, pH 7.4

Storage Instruction: Store at -20°C or lower. Aliquot to avoid repeated freezing and thawing.

MSDS: [Download](#)

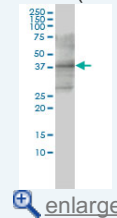
Datasheet: [Download](#)

Applications


Western Blot (Cell lysate)

Application Image

Western Blot (Cell lysate)



Western Blot (Transfected lysate)

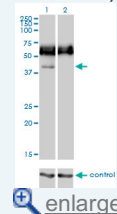


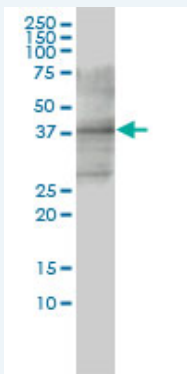
Western Blot (Recombinant protein)

Sandwich ELISA (Recombinant protein)

ELISA

RNAi Knockdown (Antibody validated)

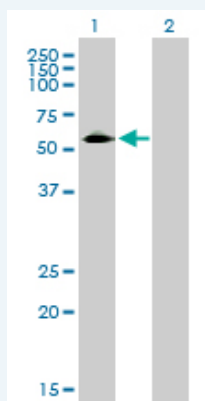




CD33 monoclonal antibody (M01), clone 2D12-G4 Western Blot analysis of CD33 expression in HL-60 (Cat # L014V1).

[Protocol Download](#)

Western Blot (Transfected lysate)



Western Blot analysis of CD33 expression in transfected 293T cell line by CD33 monoclonal antibody (M01), clone 2D12-G4.

Lane 1: CD33 transfected lysate(39.7 KDa).
Lane 2: Non-transfected lysate.

[Protocol Download](#)

Western Blot (Recombinant protein)

[Protocol Download](#)

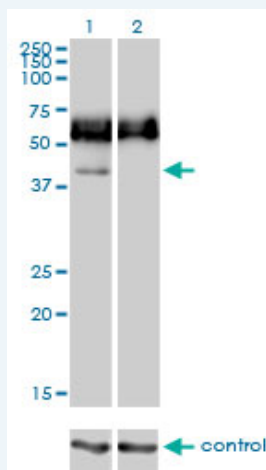
Sandwich ELISA (Recombinant protein)

Detection limit for recombinant GST tagged CD33 is approximately 1ng/ml as a capture antibody.

[Protocol Download](#)

ELISA

RNAi Knockdown (Antibody validated)



Western blot analysis of CD33 over-expressed 293 cell line, cotransfected with CD33 Validated Chimera RNAi (Cat # H00000945-R01V) (Lane 2) or non-transfected control (Lane 1). Blot probed with CD33 monoclonal antibody (M01), clone 2D12-G4 (Cat #

H00000945-M01). GAPDH (36.1 kDa) used as specificity and loading control.

 Protocol Download

Gene Information

Entrez GeneID: [945](#)

**GeneBank
Accession#:** [BC028152](#)

**Protein
Accession#:** [AAH28152.1](#)

Gene Name: CD33

Gene Alias: FLJ00391,SIGLEC-3,SIGLEC3,p67

**Gene
Description:** CD33 molecule

Omim ID: [159590](#)

Gene Ontology: [Hyperlink](#)

**Other
Designations:** CD33 antigen,CD33 antigen (gp67)

Gene Pathway

[Hematopoietic cell lineage](#)

Related Disease

[Leukemia, Myeloid, Acute Neoplasm, Residual Tobacco Use Disorder](#)

[服務條款](#) | [隱私權政策](#) | [著作及商標](#) | [網站地圖](#)

©2016 亞諾法生技股份有限公司 Abnova Corporation. 版權所有.