



SZABO SCANDIC

Part of Europa Biosite

Produktinformation



Forschungsprodukte & Biochemikalien



Zellkultur & Verbrauchsmaterial



Diagnostik & molekulare Diagnostik



Laborgeräte & Service

Weitere Information auf den folgenden Seiten!
See the following pages for more information!



Lieferung & Zahlungsart

siehe unsere [Liefer- und Versandbedingungen](#)

Zuschläge

- Mindermengenzuschlag
- Trockeneiszuschlag
- Gefahrgutzuschlag
- Expressversand

SZABO-SCANDIC HandelsgmbH

Quellenstraße 110, A-1100 Wien

T. +43(0)1 489 3961-0

F. +43(0)1 489 3961-7

mail@szabo-scandic.com

www.szabo-scandic.com

[linkedin.com/company/szaboscandic](https://www.linkedin.com/company/szaboscandic) 

SCARB2 polyclonal antibody (A01)

Catalog # : H00000950-A01

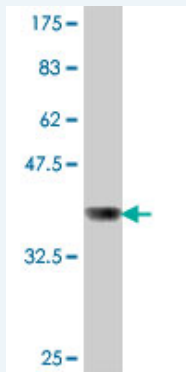
規格 : [50 uL]

[List All](#)

Specification

Product Description:	Mouse polyclonal antibody raised against a partial recombinant SCARB2.
Immunogen:	SCARB2 (NP_005497, 339 a.a. ~ 437 a.a) partial recombinant protein with GST tag.
Sequence:	FPHFYQADERFVSAIEGMHPNQEDHETFVDINPLTGILKAAKRFQINIYVK KLDDFVETGDIRTMVFPVMYLNEVHIDKETASRLKSMINTTLLITN
Host:	Mouse
Reactivity:	Human

Quality Control Testing: Antibody Reactive Against Recombinant Protein.



Western Blot detection against Immunogen (37 KDa) .

Storage Buffer: 50 % glycerol

Storage Instruction: Store at -20°C or lower. Aliquot to avoid repeated freezing and thawing.

MSDS: [Download](#)

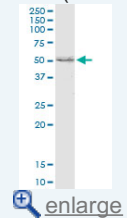
Datasheet: [Download](#)

Applications

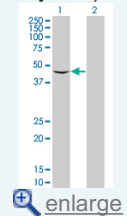
Western Blot (Tissue lysate)

Application Image

Western Blot (Tissue lysate)

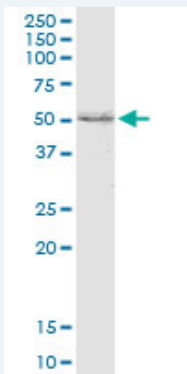


Western Blot (Transfected lysate)



Western Blot (Recombinant protein)

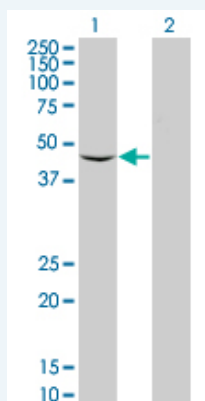
ELISA



SCARB2 polyclonal antibody (A01). Western Blot analysis of SCARB2 expression in human stomach.

[Protocol Download](#)

Western Blot (Transfected lysate)



Western Blot analysis of SCARB2 expression in transfected 293T cell line by SCARB2 polyclonal antibody (A01).

Lane1:SCARB2 transfected lysate(54.159 KDa).
Lane2:Non-transfected lysate.

[Protocol Download](#)

Western Blot (Recombinant protein)

[Protocol Download](#)

ELISA

Gene Information

Entrez GeneID: [950](#)

GeneBank [NM_005506](#)
Accession#:

Protein [NP_005497](#)
Accession#:

Gene Name: SCARB2

Gene Alias: AMRF,CD36L2,HLGP85,LIMPII,SR-BII

Gene Description: scavenger receptor class B, member 2

Omim ID: [602257](#)

Gene Ontology: [Hyperlink](#)

Gene Summary: The protein encoded by this gene is a type III glycoprotein that is located primarily in limiting membranes of lysosomes and endosomes.

Studies of the similar protein in mice and rat suggested that this protein may participate in membrane transportation and the reorganization of endosomal/lysosomal compartment. Deficiency of the similar protein in mice was reported to impair cell membrane transport processes and cause pelvic junction obstruction, deafness, and peripheral neuropathy. [provided by RefSeq]

Other Designations: 85 kDa lysosomal sialoglycoprotein scavenger receptor class B, member 2, CD36 antigen (collagen type I receptor, thrombospondin receptor)-like 2 (lysosomal integral membrane protein II), lysosomal integral membrane protein II

Gene Pathway

[Lysosome](#)

Related Disease

[Cardiovascular Diseases](#) [Diabetes Mellitus, Type 2](#) [Drug Toxicity](#) [Edema](#)
[Hypercholesterolemia](#)

[服務條款](#) | [隱私權政策](#) | [著作及商標](#) | [網站地圖](#)

©2016 亞諾法生技股份有限公司 Abnova Corporation. 版權所有.