



SZABO SCANDIC

Part of Europa Biosite

Produktinformation



Forschungsprodukte & Biochemikalien



Zellkultur & Verbrauchsmaterial



Diagnostik & molekulare Diagnostik



Laborgeräte & Service

Weitere Information auf den folgenden Seiten!
See the following pages for more information!



Lieferung & Zahlungsart

siehe unsere [Liefer- und Versandbedingungen](#)

Zuschläge

- Mindermengenzuschlag
- Trockeneiszuschlag
- Gefahrgutzuschlag
- Expressversand

SZABO-SCANDIC HandelsgmbH

Quellenstraße 110, A-1100 Wien

T. +43(0)1 489 3961-0

F. +43(0)1 489 3961-7

mail@szabo-scandic.com

www.szabo-scandic.com

[linkedin.com/company/szaboscandic](https://www.linkedin.com/company/szaboscandic) 

CD40 monoclonal antibody (M26), clone 4F11

Catalog # : H00000958-M26

規格 : [100 ug]

[List All](#)

Specification

Product Description: Mouse monoclonal antibody raised against a partial recombinant CD40.

Immunogen: CD40 (AAH12419, 21 a.a. ~ 193 a.a) partial recombinant protein with GST tag.

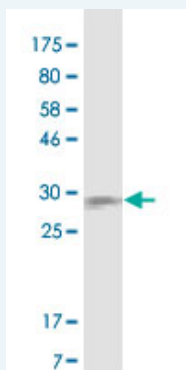
Sequence:
 EPPTACREKQYLINSQCCSLCQPGQKLVSDCTEFTETECLPCGESEFLD
 TWNRETHCHQHKYCDPNLGLRVQKGTSETDTICTCEEGWHCTSEACE
 SCVLHRSCSPGFGVKQIATGVSDTICEPCVGGFFSNVSSAFEKCHPWTS
 CETKDLVVQQAGTNKTDVCGPQDRLR

Host: Mouse

Reactivity: Human

Isotype: IgG1 Kappa

Quality Control Testing: Antibody Reactive Against Recombinant Protein.



Western Blot detection against Immunogen (23.43 KDa) .

Storage Buffer: In 1x PBS, pH 7.4

Storage Instruction: Store at -20°C or lower. Aliquot to avoid repeated freezing and thawing.

Datasheet:  [Download](#)

Applications

Western Blot (Recombinant protein)

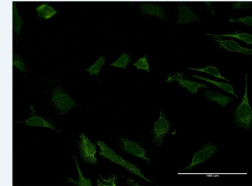
 [Protocol Download](#)


Immunofluorescence

Application Image

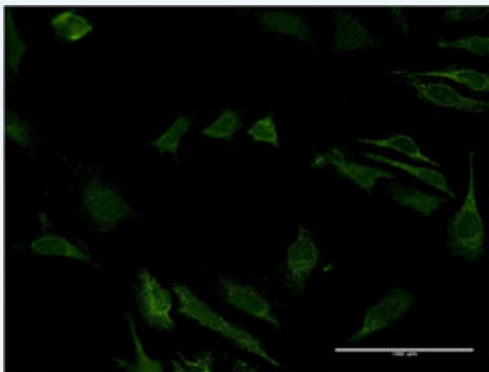
Western Blot (Recombinant protein)

Immunofluorescence



 [enlarge](#)

ELISA



[enlarge this image](#)

Immunofluorescence of monoclonal antibody to CD40 on HeLa cell . [antibody concentration 10 ug/ml]

 [Protocol Download](#)

ELISA

Gene Information

Entrez GeneID: [958](#)

GeneBank Accession#: [BC012419](#)

Protein Accession#: [AAH12419](#)

Gene Name: CD40

Gene Alias: Bp50,CDW40,MGC9013,TNFRSF5,p50

Gene Description: CD40 molecule, TNF receptor superfamily member 5

Omim ID: [109535](#), [606843](#)

Gene Ontology: [Hyperlink](#)

Gene Summary: The protein encoded by this gene is a member of the TNF-receptor superfamily. This receptor has been found to be essential in mediating a broad variety of immune and inflammatory responses including T cell-dependent immunoglobulin class switching, memory B cell development, and germinal center formation. AT-hook transcription factor AKNA is reported to coordinately regulate the expression of this receptor and its ligand, which may be important for homotypic cell interactions. Adaptor protein TNFR2 interacts with this receptor and serves as a mediator of the signal transduction. The interaction of this receptor and its ligand is found to be necessary for amyloid-beta-induced microglial activation, and thus is thought to be an early event in Alzheimer disease pathogenesis. Two alternatively spliced transcript variants of this gene encoding distinct isoforms have been reported. [provided by RefSeq]

Other Designations: B cell surface antigen CD40,B cell-associated molecule,CD40 antigen,CD40 antigen (TNF receptor superfamily member 5),CD40 type II isoform,CD40L receptor,OTTHUMP00000031699,OTTHUMP00000031700,nerve growth factor receptor-related B-lymphocyte activation mol

Gene Pathway

[Allograft rejection](#) [Asthma](#) [Autoimmune thyroid disease](#) [Cell adhesion molecules \(CAMs\)](#) [Cytokine-cytokine receptor interaction](#) [Primary immunodeficiency](#) [Systemic lupus erythematosus](#) [Toll-like receptor signaling pathway](#)

Related Disease

[Arthritis, Juvenile Rheumatoid Arthritis, Rheumatoid Asthma Asthma Atherosclerosis](#)
[Atherosclerosis Autoimmune Diseases Brain Ischemia Bronchiolitis, Viral Calcinosis](#)
[Cardiovascular Diseases Colitis, Ulcerative Coronary Artery Disease Coronary Disease](#)
[Crohn Disease Crohn's disease Diabetes Mellitus Diabetes Mellitus, Type 1](#)
[Diabetes Mellitus, Type 2](#)

[... see more](#)

[服務條款](#) | [隱私權政策](#) | [著作及商標](#) | [網站地圖](#)

©2016 亞諾法生技股份有限公司 Abnova Corporation. 版權所有.