



SZABO SCANDIC

Part of Europa Biosite

Produktinformation



Forschungsprodukte & Biochemikalien



Zellkultur & Verbrauchsmaterial



Diagnostik & molekulare Diagnostik



Laborgeräte & Service

Weitere Information auf den folgenden Seiten!
See the following pages for more information!



Lieferung & Zahlungsart

siehe unsere [Liefer- und Versandbedingungen](#)

Zuschläge

- Mindermengenzuschlag
- Trockeneiszuschlag
- Gefahrgutzuschlag
- Expressversand

SZABO-SCANDIC HandelsgmbH

Quellenstraße 110, A-1100 Wien

T. +43(0)1 489 3961-0

F. +43(0)1 489 3961-7

mail@szabo-scandic.com

www.szabo-scandic.com

[linkedin.com/company/szaboscandic](https://www.linkedin.com/company/szaboscandic) 

CD44 monoclonal antibody (M13), clone 4D2

Catalog # : H00000960-M13

規格 : [100 ug]

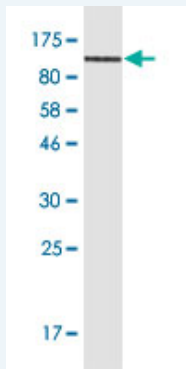
List All

Specification

Product Description:	Mouse monoclonal antibody raised against a full-length recombinant CD44.
Immunogen:	CD44 (AAH04372, 1 a.a. ~ 699 a.a) full-length recombinant protein with GST tag. MW of the GST tag alone is 26 KDa.
Sequence:	MDKFWWWHAAWGLCLVPLSLAQIDLNITCRFAGVFHVEKNGRYSISRTEA ADLCKAFNSTLPTMAQMEKALSIGFETCRYGFIIEGHVVIPRIHPNSICAANN TGVYILTSNTSQYDTYCFNASAPPEEDCTSVTDLPNAFDGPITITVNRDG TRYVQKGEYRTNPEDIYPSNPTDDDSSGSSERSSTGGYIFYTFSTV HPIPEDSPWITDSTDRIPATSTSSNTISAGWEPNEENEDERDRHLSFSG SGIDDDDFISSTISTTPRAFDHTKQNQDWTQWNPSHSNPEVLLQTTR MTDVRNGTTAYEGMNWPEAHPLIHHEHHEEEETPHSTSTIQATPSST EETATQKEQWFGNRWHEGYRQTPREDSHSTTGTAASAHTSHPMQGR TTPSPEDSSWTDFFNPISHPMGRGHQAGRRMDMDSSHSTTLQPTANPN TGLVEDLDRTPGLSMTTQQSNSQSFSTSHGLEEDKDHPSTLTLSSN RNDVTGRRDPNHSEGSTTLLEGYTSHPHTKESRTFIPVTSKATGSFG VTAVTVGDSNSNVNRSLSGDQDTFHPSGGSHHTHGSESDGHSQSQE GGANTTSGPIRTPQIPEWLIILASLLALALILAVCIANRRRCGQKKLVIN SGNGAVEDRKPSGLNGEASKSQEMVHLVKNESSETPDQFMTAETRNL QNVDMKIGV
Host:	Mouse
Reactivity:	Human
Isotype:	IgG2a Kappa

Quality Control Antibody Reactive Against Recombinant Protein.

Testing:



Western Blot detection against Immunogen (102.63 KDa) .

Storage Buffer: In 1x PBS, pH 7.4


Storage Instruction: Store at -20°C or lower. Aliquot to avoid repeated freezing and thawing.

MSDS: [Download](#)

Datasheet: [Download](#)

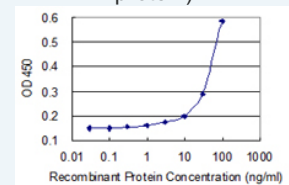
Application Image

Western Blot (Transfected lysate)



Western Blot (Recombinant protein)

Sandwich ELISA (Recombinant protein)

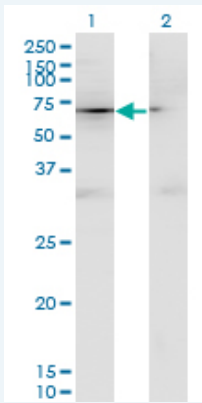


[enlarge](#)

ELISA

Applications

Western Blot (Transfected lysate)



Western Blot analysis of CD44 expression in transfected 293T cell line by CD44 monoclonal antibody (M13), clone 4D2.

Lane 1: CD44 transfected lysate (Predicted MW: 39.4 KDa).

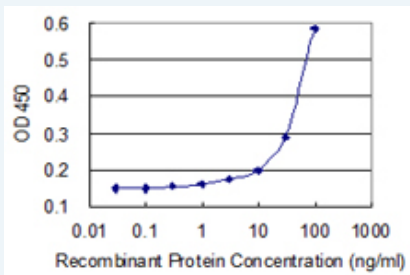
Lane 2: Non-transfected lysate.

 [Protocol Download](#)

Western Blot (Recombinant protein)

 [Protocol Download](#)

Sandwich ELISA (Recombinant protein)



Detection limit for recombinant GST tagged CD44 is 3 ng/ml as a capture antibody.

 [Protocol Download](#)

ELISA

Gene Information

Entrez GeneID: [960](#)

GeneBank [BC004372](#)

Accession#:

Protein [AAH04372](#)

Accession#:

Gene Name: CD44

Gene Alias: CDW44, CSPG8, ECMR-III, HCELL, IN, LHR, MC56, MDU2, MDU3, MGC10468, MIC4, MUTCH-I, Pgp1

Gene Description: CD44 molecule (Indian blood group)

Omim ID: [107269](#)

Gene Ontology: [Hyperlink](#)

Gene Summary: The protein encoded by this gene is a cell-surface glycoprotein involved in cell-cell interactions, cell adhesion and migration. It is a receptor for

hyaluronic acid (HA) and can also interact with other ligands, such as osteopontin, collagens, and matrix metalloproteinases (MMPs). This protein participates in a wide variety of cellular functions including lymphocyte activation, recirculation and homing, hematopoiesis, and tumor metastasis. Transcripts for this gene undergo complex alternative splicing that results in many functionally distinct isoforms, however, the full length nature of some of these variants has not been determined. Alternative splicing is the basis for the structural and functional diversity of this protein, and may be related to tumor metastasis. [provided by RefSeq]

Other Designations: CD44 antigen,CD44 antigen (homing function and Indian blood group system),CDW44 antigen,GP90 lymphocyte homing/adhesion receptor,Hermes antigen,antigen gp90 homing receptor,cell adhesion molecule,cell surface glycoprotein CD44,chondroitin sulfate proteogl

Gene Pathway

[ECM-receptor interaction](#) [Hematopoietic cell lineage](#)

Related Disease

[Arthritis, Rheumatoid](#) [Breast Neoplasms](#) [Cardiovascular Diseases](#) [Cleft Lip](#) [Cleft Palate](#) [Craniofacial Abnormalities](#) [Diabetes Mellitus, Type 2](#) [Edema](#) [Genetic Predisposition to Disease](#) [Head and Neck Neoplasms](#) [Heart Defects, Congenital](#) [Hepatitis B](#) [Kidney Failure, Chronic](#) [Mouth Abnormalities](#) [Neoplasm Recurrence, Local](#) [Neoplasms, Second Primary](#) [Ovarian Neoplasms](#)

[服務條款](#) | [隱私權政策](#) | [著作及商標](#) | [網站地圖](#)

©2016 亞諾法生技股份有限公司 Abnova Corporation. 版權所有.