



# SZABO SCANDIC

Part of Europa Biosite

## Produktinformation



Forschungsprodukte & Biochemikalien



Zellkultur & Verbrauchsmaterial



Diagnostik & molekulare Diagnostik



Laborgeräte & Service

Weitere Information auf den folgenden Seiten!  
See the following pages for more information!



### Lieferung & Zahlungsart

siehe unsere [Liefer- und Versandbedingungen](#)

### Zuschläge

- Mindermengenzuschlag
- Trockeneiszuschlag
- Gefahrgutzuschlag
- Expressversand

### SZABO-SCANDIC HandelsgmbH

Quellenstraße 110, A-1100 Wien

T. +43(0)1 489 3961-0

F. +43(0)1 489 3961-7

[mail@szabo-scandic.com](mailto:mail@szabo-scandic.com)

[www.szabo-scandic.com](http://www.szabo-scandic.com)

[linkedin.com/company/szaboscandic](https://www.linkedin.com/company/szaboscandic) 

## CD48 monoclonal antibody (M01), clone 3B8-2C2

Catalog # : H00000962-M01

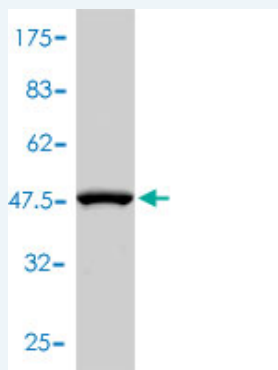
規格 : [ 100 ug ]

[List All](#)

### Specification

<b>Product Description:</b>	Mouse monoclonal antibody raised against a full length recombinant CD48.
<b>Immunogen:</b>	CD48 (AAH30224, 1 a.a. ~ 169 a.a) full-length recombinant protein with GST tag. MW of the GST tag alone is 26 KDa.
<b>Sequence:</b>	MCSRGWDSCLALELLLLPLSLLVTSIQGHLVHMTVWSGSNVTLNISESLP ENYKQLTWFYTFDQKIVEWDSRKSKEYFESKFGRVRLDPQSGALYISKV QKEDNSTYIMRVLKKTGNEQEWKIKLQVLGESGEPKSKSPLQWPQMDH CRASWEAWGTLGEEERKTSQV
<b>Host:</b>	Mouse
<b>Reactivity:</b>	Human
<b>Isotype:</b>	IgG2a kappa

**Quality Control Testing:** Antibody Reactive Against Recombinant Protein.



Western Blot detection against Immunogen (44.33 KDa) .

**Storage Buffer:** In 1x PBS, pH 7.4

**Storage Instruction:** Store at -20°C or lower. Aliquot to avoid repeated freezing and thawing.

**MSDS:** [Download](#)

**Datasheet:** [Download](#)

### Applications

**Western Blot (Recombinant protein)**

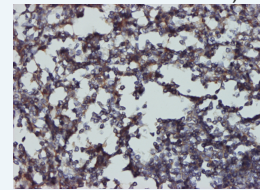
[Protocol Download](#)

**Immunohistochemistry (Formalin/PFA-fixed paraffin-embedded sections)**

### Application Image

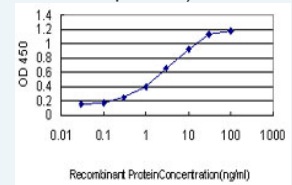
Western Blot (Recombinant protein)

Immunohistochemistry (Formalin/PFA-fixed paraffin-embedded sections)



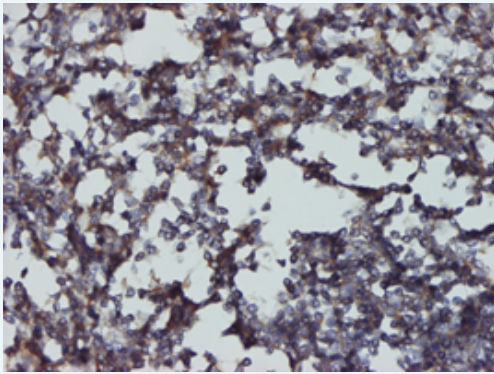
[enlarge](#)

Sandwich ELISA (Recombinant protein)



[enlarge](#)

ELISA

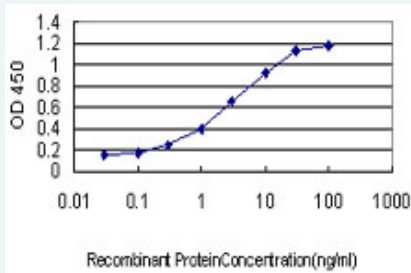


[enlarge this image](#)

Immunoperoxidase of monoclonal antibody to CD48 on formalin-fixed paraffin-embedded human tonsil tissue.[antibody concentration 2 ug/ml]

[Protocol Download](#)

### Sandwich ELISA (Recombinant protein)



Detection limit for recombinant GST tagged CD48 is approximately 0.1ng/ml as a capture antibody.

[Protocol Download](#)

### ELISA

#### Gene Information

Entrez GeneID: [962](#)

GeneBank Accession#: [BC030224](#)

Protein Accession#: [AAH30224](#)

Gene Name: CD48

Gene Alias: BCM1, BLAST, BLAST1, MEM-102, SLAMF2, hCD48, mCD48

Gene Description: CD48 molecule

Omim ID: [109530](#)

Gene Ontology: [Hyperlink](#)

**Gene Summary:** BLAST1 is the designation used for an activation-associated cell surface glycoprotein of 40 to 45 kD expressed primarily in mitogen-stimulated human lymphocytes. The protein sequence predicted by the cDNA encoding BLAST1 indicates that BLAST1 is a member of the immunoglobulin supergene family. Yokoyama (1991) identified the BLAST1 activation/adhesion molecule as CD48.[supplied by OMIM]

Other Designations: CD48 antigen (B-cell membrane protein), OTTHUMP00000025680, OTTHUMP00000060268

#### Gene Pathway

[Natural killer cell mediated cytotoxicity](#)

#### **Related Disease**

---

[Adenocarcinoma](#) [Cardiovascular Diseases](#) [Diabetes Mellitus, Type 1](#)

[Diabetes Mellitus, Type 2](#) [Edema](#) [Esophageal Neoplasms](#)

[Genetic Predisposition to Disease](#) [Schizophrenia](#) [Schizophrenia](#)

---

[服務條款](#) | [隱私權政策](#) | [著作及商標](#) | [網站地圖](#)

©2016 亞諾法生技股份有限公司 Abnova Corporation. 版權所有.