



# SZABO SCANDIC

Part of Europa Biosite

## Produktinformation



Forschungsprodukte & Biochemikalien



Zellkultur & Verbrauchsmaterial



Diagnostik & molekulare Diagnostik



Laborgeräte & Service

Weitere Information auf den folgenden Seiten!  
See the following pages for more information!



### Lieferung & Zahlungsart

siehe unsere [Liefer- und Versandbedingungen](#)

### Zuschläge

- Mindermengenzuschlag
- Trockeneiszuschlag
- Gefahrgutzuschlag
- Expressversand

### SZABO-SCANDIC HandelsgmbH

Quellenstraße 110, A-1100 Wien

T. +43(0)1 489 3961-0

F. +43(0)1 489 3961-7

[mail@szabo-scandic.com](mailto:mail@szabo-scandic.com)

[www.szabo-scandic.com](http://www.szabo-scandic.com)

[linkedin.com/company/szaboscandic](https://www.linkedin.com/company/szaboscandic) 

## CD58 MaxPab mouse polyclonal antibody (B01) MaxPab®

Catalog # : H00000965-B01

規格 : [ 50 uL ]

[List All](#)

### Specification

**Product Description:** Mouse polyclonal antibody raised against a full-length human CD58 protein.

**Immunogen:** CD58 (NP\_001770.1, 1 a.a. ~ 250 a.a) full-length human protein.

**Sequence:**  
 MVAGSDAGRALGVLSVCLLHCFGFISCFSSQIQYGVVYGNVTFHVPNSV  
 PLKEVLWKKQKDKVAELENSEFRFSSFKNRVYLDTVSGSLTIYNLTSSD  
 EDEYEMESPNTDTMKFFLYVLESLSPTLTALTNQSIQVQCMPIEHYNS  
 HRGLIMYSWDCPMEQCKRNSTSIYFKMENDLPQKIQCTLSNPLFNTTSSII  
 LTTCIPSSGHSRHRALYIPLAVITTCIVLYMNGILKCDRKPDRNTSN

**Host:** Mouse

**Reactivity:** Human

**Quality Control Testing:** Antibody reactive against mammalian transfected lysate.

**Storage Buffer:** No additive

**Storage Instruction:** Store at -20°C or lower. Aliquot to avoid repeated freezing and thawing.

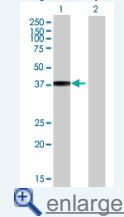
**Note:** For IHC and IF applications, antibody purification with Protein A will be needed prior to use.


**MSDS:**  [Download](#)

**Datasheet:**  [Download](#)

### Application Image

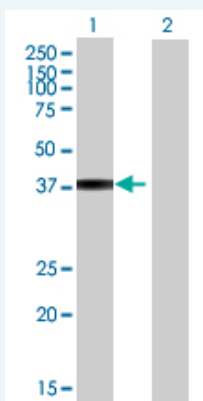
Western Blot (Transfected lysate)



 [enlarge](#)

### Applications


#### Western Blot (Transfected lysate)



Western Blot analysis of CD58 expression in transfected 293T cell line (H00000965-T01) by CD58 MaxPab polyclonal antibody.

Lane 1: CD58 transfected lysate(27.5 KDa).

Lane 2: Non-transfected lysate.

 [Protocol Download](#)

## Gene Information

---

**Entrez GeneID:** [965](#)

---

**GeneBank  
Accession#:** [NM\\_001779.1](#)

---

**Protein  
Accession#:** [NP\\_001770.1](#)

---

**Gene Name:** CD58

---

**Gene Alias:** LFA-3,LFA3

---

**Gene  
Description:** CD58 molecule

---

**Omim ID:** [153420](#)

---

**Gene Ontology:** [Hyperlink](#)

---

**Gene Summary:** This gene encodes a member of the immunoglobulin superfamily. The encoded protein is a ligand of the T lymphocyte CD2 protein, and functions in adhesion and activation of T lymphocytes. The protein is localized to the plasma membrane. Alternatively spliced transcript variants have been described. [provided by RefSeq]

---

**Other  
Designations:** CD58 antigen, (lymphocyte function-associated antigen 3),OTTHUMP00000024363

---

## Gene Pathway

---

[Cell adhesion molecules \(CAMs\)](#)

## Related Disease

---

[Arthritis, Rheumatoid](#) [Autoimmune Diseases](#) [Crohn's disease](#) [Diabetes Mellitus, Type 1](#)  
[Genetic Predisposition to Disease](#) [Hepatitis B](#) [Multiple Sclerosis](#)  
[Multiple Sclerosis, Relapsing-Remitting](#)

---

[服務條款](#) | [隱私權政策](#) | [著作及商標](#) | [網站地圖](#)

©2016 亞諾法生技股份有限公司 Abnova Corporation. 版權所有.