



SZABO SCANDIC

Part of Europa Biosite

Produktinformation



Forschungsprodukte & Biochemikalien



Zellkultur & Verbrauchsmaterial



Diagnostik & molekulare Diagnostik



Laborgeräte & Service

Weitere Information auf den folgenden Seiten!
See the following pages for more information!



Lieferung & Zahlungsart

siehe unsere [Liefer- und Versandbedingungen](#)

Zuschläge

- Mindermengenzuschlag
- Trockeneiszuschlag
- Gefahrgutzuschlag
- Expressversand

SZABO-SCANDIC HandelsgmbH

Quellenstraße 110, A-1100 Wien

T. +43(0)1 489 3961-0

F. +43(0)1 489 3961-7

mail@szabo-scandic.com

www.szabo-scandic.com

[linkedin.com/company/szaboscandic](https://www.linkedin.com/company/szaboscandic) 

CD58 purified MaxPab rabbit polyclonal antibody (D01P) MaxPab®

Catalog # : H00000965-D01P

規格 : [100 ug]

[List All](#)

Specification

Product Description: Rabbit polyclonal antibody raised against a full-length human CD58 protein.

Immunogen: CD58 (NP_001770.1, 1 a.a. ~ 250 a.a) full-length human protein.

Sequence:
 MVAGSDAGRALGVLSVCLLHCFGFISCFSSQIQYGVVYGNVTFHVP
 SNVPLKEVLWKKQKDKVAELENSEFRFSSFKNRVYLDTVSGSLTIY
 NLTSSDEEYEMESPNTDTMKFFLYVLESLSPTLTALNNGSIEVQ
 CMIPHEYNSHRGLIMYSWDCPMEQCKRNSTSIYFKMENDLPQKI
 QCTLSNPLFNTTSSII LTT CIPSSGHSRHYALIP
 LAVITTCIVLYMNGILKCDRKPDRNTSN

Host: Rabbit

Reactivity: Human

Quality Control Testing: Antibody reactive against mammalian transfected lysate.

Storage Buffer: In 1x PBS, pH 7.4

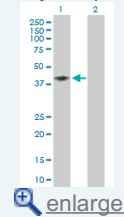
Storage Instruction: Store at -20°C or lower. Aliquot to avoid repeated freezing and thawing.

MSDS:  [Download](#)

Datasheet:  [Download](#)

Application Image

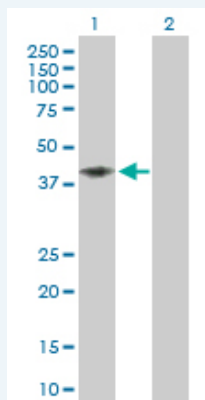
Western Blot (Transfected lysate)



 [enlarge](#)

Applications


Western Blot (Transfected lysate)



Western Blot analysis of CD58 expression in transfected 293T cell line ([H00000965-T01](#)) by CD58 MaxPab polyclonal antibody.

Lane 1: CD58 transfected lysate(28.10 kDa).

Lane 2: Non-transfected lysate.

 [Protocol Download](#)

Gene Information

Entrez GeneID: [965](#)

GeneBank Accession#: [NM_001779.1](#)

Protein Accession#: [NP_001770.1](#)

Gene Name: CD58

Gene Alias: LFA-3,LFA3

Gene Description: CD58 molecule

Omim ID: [153420](#)

Gene Ontology: [Hyperlink](#)

Gene Summary: This gene encodes a member of the immunoglobulin superfamily. The encoded protein is a ligand of the T lymphocyte CD2 protein, and functions in adhesion and activation of T lymphocytes. The protein is localized to the plasma membrane. Alternatively spliced transcript variants have been described. [provided by RefSeq]

Other Designations: CD58 antigen, (lymphocyte function-associated antigen 3),OTTHUMP00000024363

Gene Pathway

[Cell adhesion molecules \(CAMs\)](#)

Related Disease

[Arthritis, Rheumatoid](#) [Autoimmune Diseases](#) [Crohn's disease](#) [Diabetes Mellitus, Type 1](#) [Genetic Predisposition to Disease](#) [Hepatitis B](#) [Multiple Sclerosis](#) [Multiple Sclerosis, Relapsing-Remitting](#)

[服務條款](#) | [隱私權政策](#) | [著作及商標](#) | [網站地圖](#)

©2016 亞諾法生技股份有限公司 Abnova Corporation. 版權所有.