



SZABO SCANDIC

Part of Europa Biosite

Produktinformation



Forschungsprodukte & Biochemikalien



Zellkultur & Verbrauchsmaterial



Diagnostik & molekulare Diagnostik



Laborgeräte & Service

Weitere Information auf den folgenden Seiten!
See the following pages for more information!



Lieferung & Zahlungsart

siehe unsere [Liefer- und Versandbedingungen](#)

Zuschläge

- Mindermengenzuschlag
- Trockeneiszuschlag
- Gefahrgutzuschlag
- Expressversand

SZABO-SCANDIC HandelsgmbH

Quellenstraße 110, A-1100 Wien

T. +43(0)1 489 3961-0

F. +43(0)1 489 3961-7

mail@szabo-scandic.com

www.szabo-scandic.com

[linkedin.com/company/szaboscandic](https://www.linkedin.com/company/szaboscandic) 

CHRNA4 purified MaxPab mouse polyclonal antibody (B01P) MaxPab®

Catalog # : H00001137-B01P

規格 : [50 ug]

[List All](#)

Specification

Product Description: Mouse polyclonal antibody raised against a full-length human CHRNA4 protein.

Immunogen: CHRNA4 (AAH96292.1, 1 a.a. ~ 451 a.a) full-length human protein.

Sequence:
 MKFGSWTYDKAKIDLVMHSRVDQLDFWESGEWVIVDAVGTYNTRKYE
 CCAEIYPDITYAFVIRRLPLFYITINLIIPCLLISCLTVLVFVLPSECGEKITLCIS
 VLLSLTVFLLLITEIIPSTSLVIPLIGEYLLFTMIFVTLISVITVFLNVHHRSPR
 THTMPTWVRRVFLDIVPRLLLMKRPSWKDNCRRLESMSHKMASAPRFW
 PEPEGEPPATSGTQSLHPPSPSFCVPLDVAEPGSPCKSPSDQLPPQQ
 PLEAEKASPHSPGPCRPPHGTQAPGLAKARSLSVQHMSPPGEAVEGG
 VRCRSRSIQVPRDDAAPEADGQAAGALASRNTHSAELPPPQDQSPC
 KCTCKKEPSSVSPSATVKTRSTKAPPHLPLSPALTRAVEGVQYIADHLK
 AEDTDFSVKEDWKYVAMVIDRIFLWMFIVCLLGTVGLFLPPWLAGMI

Host: Mouse

Reactivity: Human

Quality Control Testing: Antibody reactive against mammalian transfected lysate.

Storage Buffer: In 1x PBS, pH 7.4


Storage Instruction: Store at -20°C or lower. Aliquot to avoid repeated freezing and thawing.


MSDS:  [Download](#)

Datasheet:  [Download](#)

Application Image

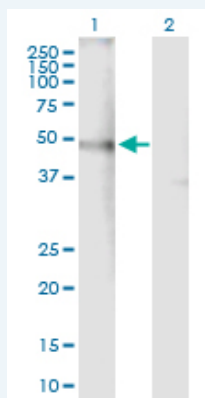
Western Blot (Transfected lysate)



 enlarge

Applications

Western Blot (Transfected lysate)



Western Blot analysis of CHRNA4 expression in transfected 293T cell line ([H00001137-T02](#)) by CHRNA4 MaxPab polyclonal antibody.

Lane 1: CHRNA4 transfected lysate(49.61 KDa).

Lane 2: Non-transfected lysate.

Gene Information

Entrez GeneID: [1137](#)

GeneBank Accession#: [BC096292.1](#)

Protein Accession#: [AAH96292.1](#)

Gene Name: CHRNA4

Gene Alias: BFNC,EBN,EBN1,FLJ95812,NACHR,NACHRA4,NACRA4

Gene Description: cholinergic receptor, nicotinic, alpha 4

Omim ID: [118504](#), [188890](#), [600513](#)

Gene Ontology: [Hyperlink](#)

Gene Summary: This gene encodes a nicotinic acetylcholine receptor, which belongs to a superfamily of ligand-gated ion channels that play a role in fast signal transmission at synapses. These pentameric receptors can bind acetylcholine, which causes an extensive change in conformation that leads to the opening of an ion-conducting channel across the plasma membrane. This protein is an integral membrane receptor subunit that can interact with either nAChR beta-2 or nAChR beta-4 to form a functional receptor. Mutations in this gene cause nocturnal frontal lobe epilepsy type 1. Polymorphisms in this gene that provide protection against nicotine addiction have been described. [provided by RefSeq]

Other Designations: cholinergic receptor, nicotinic, alpha 4 subunit, cholinergic receptor, nicotinic, alpha polypeptide 4, neuronal nicotinic acetylcholine receptor alpha-4 subunit

Related Disease

[Alcoholism](#) [Alcohol-Related Disorders](#) [Alzheimer Disease](#) [Alzheimer disease](#) [Amphetamine-Related Disorders](#) [Amyotrophic lateral sclerosis](#) [Attention Deficit Disorder with Hyperactivity](#) [Autistic Disorder](#) [Bipolar Disorder](#) [Cleft Lip](#) [Cleft Palate](#) [Cognition](#) [Cognition Disorders](#) [Cues Discrimination \(Psychology\)](#) [Disease Models, Animal](#) [DNA Damage](#) [Ductus Arteriosus, Patent](#)

... see more