



SZABO SCANDIC

Part of Europa Biosite

Produktinformation



Forschungsprodukte & Biochemikalien



Zellkultur & Verbrauchsmaterial



Diagnostik & molekulare Diagnostik



Laborgeräte & Service

Weitere Information auf den folgenden Seiten!
See the following pages for more information!



Lieferung & Zahlungsart

siehe unsere [Liefer- und Versandbedingungen](#)

Zuschläge

- Mindermengenzuschlag
- Trockeneiszuschlag
- Gefahrgutzuschlag
- Expressversand

SZABO-SCANDIC HandelsgmbH

Quellenstraße 110, A-1100 Wien

T. +43(0)1 489 3961-0

F. +43(0)1 489 3961-7

mail@szabo-scandic.com

www.szabo-scandic.com

[linkedin.com/company/szaboscandic](https://www.linkedin.com/company/szaboscandic) 

CHRNA5 monoclonal antibody (M01), clone 7D3

Catalog # : H00001138-M01

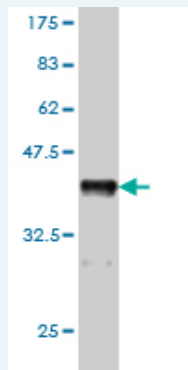
規格 : [100 ug]

[List All](#)

Specification

| | |
|-----------------------------|--|
| Product Description: | Mouse monoclonal antibody raised against a partial recombinant CHRNA5. |
| Immunogen: | CHRNA5 (NP_000736, 38 a.a. ~ 131 a.a) partial recombinant protein with GST tag. MW of the GST tag alone is 26 KDa. |
| Sequence: | SEPSSIAKHEDSLLKDLFQDYERWWRPVEHLNDKIKIKFGLAISQLVDVDE KNQLMTTNVWLKQEWIDVKLRWNPDDYGGIKVIRVPSDSWTP |
| Host: | Mouse |
| Reactivity: | Human |
| Isotype: | IgG1 Kappa |

Quality Control Testing: Antibody Reactive Against Recombinant Protein.



Western Blot detection against Immunogen (36.08 KDa) .

Storage Buffer: In 1x PBS, pH 7.4

Storage Instruction: Store at -20°C or lower. Aliquot to avoid repeated freezing and thawing.

MSDS: [Download](#)


Datasheet: [Download](#)

Applications

Western Blot (Transfected lysate)

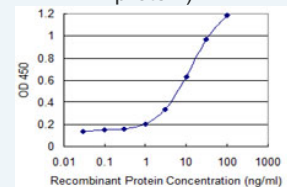
Application Image

Western Blot (Transfected lysate)



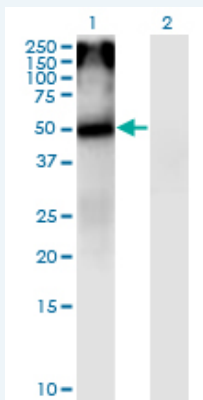
Western Blot (Recombinant protein)

Sandwich ELISA (Recombinant protein)



[enlarge](#)

ELISA



Western Blot analysis of CHRNA5 expression in transfected 293T cell line by CHRNA5 monoclonal antibody (M01), clone 7D3.

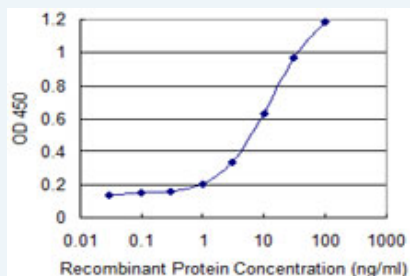
Lane 1: CHRNA5 transfected lysate (Predicted MW: 53.1 KDa).
Lane 2: Non-transfected lysate.

[Protocol Download](#)

Western Blot (Recombinant protein)

[Protocol Download](#)

Sandwich ELISA (Recombinant protein)



Detection limit for recombinant GST tagged CHRNA5 is 0.3 ng/ml as a capture antibody.

[Protocol Download](#)

ELISA

Gene Information

Entrez GeneID: [1138](#)

GeneBank [NM_000745](#)

Accession#:

Protein [NP_000736](#)

Accession#:

Gene Name: CHRNA5

Gene Alias: LNCR2

Gene Description: cholinergic receptor, nicotinic, alpha 5

Omim ID: [118505](#)

Gene Ontology: [Hyperlink](#)

Gene Summary: Nicotinic acetylcholine receptors (nAChRs), such as CHRNA5, are members of a superfamily of ligand-gated ion channels that mediate fast signal transmission at synapses. The nAChRs are thought to be (hetero)pentamers composed of homologous subunits. See MIM 118508 for additional background information on AChRs.[supplied by OMIM

Other Cholinergic receptor, neuronal nicotinic, alpha polypeptide-5, cholinergic
Designations: receptor, nicotinic, alpha polypeptide 5, neuronal nicotinic acetylcholine
receptor, alpha5 subunit

Related Disease

[Adenocarcinoma](#) [Alcoholism](#) [Bipolar Disorder](#) [Carcinoma, Large Cell](#)
[Carcinoma, Non-Small-Cell Lung](#) [Carcinoma, Squamous Cell](#) [Cardiovascular Diseases](#)
[Cocaine-Related Disorders](#) [Cognition](#) [Diabetes Mellitus, Type 2](#) [Edema](#)
[Genetic Predisposition to Disease](#) [Lung Neoplasms](#) [Marijuana Abuse](#) [Mental Disorders](#)
[Narcolepsy](#) [Obesity](#) [Opioid-Related Disorders](#) [Ovarian Failure, Premature](#)

... see more

[服務條款](#) | [隱私權政策](#) | [著作及商標](#) | [網站地圖](#)

©2016 亞諾法生技股份有限公司 Abnova Corporation. 版權所有.