



# SZABO SCANDIC

Part of Europa Biosite

## Produktinformation



Forschungsprodukte & Biochemikalien



Zellkultur & Verbrauchsmaterial



Diagnostik & molekulare Diagnostik



Laborgeräte & Service

Weitere Information auf den folgenden Seiten!  
See the following pages for more information!



### Lieferung & Zahlungsart

siehe unsere [Liefer- und Versandbedingungen](#)

### Zuschläge

- Mindermengenzuschlag
- Trockeneiszuschlag
- Gefahrgutzuschlag
- Expressversand

### SZABO-SCANDIC HandelsgmbH

Quellenstraße 110, A-1100 Wien

T. +43(0)1 489 3961-0

F. +43(0)1 489 3961-7

[mail@szabo-scandic.com](mailto:mail@szabo-scandic.com)

[www.szabo-scandic.com](http://www.szabo-scandic.com)

[linkedin.com/company/szaboscandic](https://www.linkedin.com/company/szaboscandic) 

## CIDEA purified MaxPab rabbit polyclonal antibody (D01P) MaxPab®

Catalog # : H00001149-D01P

規格 : [ 100 ug ]

List All

### Specification

**Product Description:** Rabbit polyclonal antibody raised against a full-length human CIDEA protein.

**Immunogen:** CIDEA (NP\_938031.1, 1 a.a. ~ 253 a.a) full-length human protein.

**Sequence:**  
 MRGDRASGGPGNHNGSWAREGPRLGPSWKRGLWSPRGGPNRPAEP  
 SRPLTFMGSQTKRVLFTPLMHPARPFVSNHDRSSRRGVMASLQELIS  
 KTLDALVIATGLVTLVLEEDGTVDTEEFFQTLGDNTHFMILEKGQKWM  
 PGSQHVPKSPPKRSGIARVTFDLYRLNPKDFIGCLNVKATMYEMYSVSY  
 DIRCTGLKGLLRSLRFLSYSQAQVTGQFLIYLGTYMLRVLDDKEERPSLR  
 SQAQGRFTCG

**Host:** Rabbit

**Reactivity:** Human

**Quality Control Testing:** Antibody reactive against mammalian transfected lysate.

**Storage Buffer:** In 1x PBS, pH 7.4

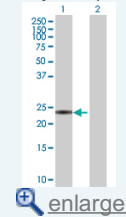
**Storage Instruction:** Store at -20°C or lower. Aliquot to avoid repeated freezing and thawing.

**MSDS:**  [Download](#)

**Datasheet:**  [Download](#)

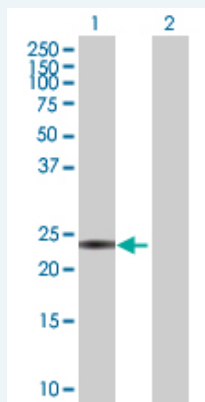
### Application Image

Western Blot (Transfected lysate)




### Applications

Western Blot (Transfected lysate)



Western Blot analysis of CIDEA expression in transfected 293T cell line (H00001149-T01) by CIDEA MaxPab polyclonal antibody.

Lane 1: CIDEA transfected lysate(28.30 KDa).  
 Lane 2: Non-transfected lysate.

 [Protocol Download](#)

### Gene Information

**Entrez GeneID:** [1149](#)

**GeneBank  
Accession#:** [NM\\_198289](#)

**Protein  
Accession#:** [NP\\_938031.1](#)

**Gene Name:** CIDEA

**Gene Alias:** CIDE-A

**Gene  
Description:** cell death-inducing DFFA-like effector a

**Omim ID:** [604440](#)

**Gene Ontology:** [Hyperlink](#)

**Gene Summary:** This gene encodes the homolog of the mouse protein Cidea that has been shown to activate apoptosis. This activation of apoptosis is inhibited by the DNA fragmentation factor DFF45 but not by caspase inhibitors. Mice that lack functional Cidea have higher metabolic rates, higher lipolysis in brown adipose tissue and higher core body temperatures when subjected to cold. These mice are also resistant to diet-induced obesity and diabetes. This suggests that in mice this gene product plays a role in thermogenesis and lipolysis. Two alternative transcripts encoding different isoforms have been identified. [provided by RefSeq]

**Other  
Designations:** cell death activator

#### **Related Disease**

[Genetic Predisposition to Disease](#) [Metabolic Syndrome X](#) [Obesity](#) [Obesity](#)

[服務條款](#) | [隱私權政策](#) | [著作及商標](#) | [網站地圖](#)

©2016 亞諾法生技股份有限公司 Abnova Corporation. 版權所有.