



SZABO SCANDIC

Part of Europa Biosite

Produktinformation



Forschungsprodukte & Biochemikalien



Zellkultur & Verbrauchsmaterial



Diagnostik & molekulare Diagnostik



Laborgeräte & Service

Weitere Information auf den folgenden Seiten!
See the following pages for more information!



Lieferung & Zahlungsart

siehe unsere [Liefer- und Versandbedingungen](#)

Zuschläge

- Mindermengenzuschlag
- Trockeneiszuschlag
- Gefahrgutzuschlag
- Expressversand

SZABO-SCANDIC HandelsgmbH

Quellenstraße 110, A-1100 Wien

T. +43(0)1 489 3961-0

F. +43(0)1 489 3961-7

mail@szabo-scandic.com

www.szabo-scandic.com

[linkedin.com/company/szaboscandic](https://www.linkedin.com/company/szaboscandic) 



CIRBP purified MaxPab rabbit polyclonal antibody (D01P) MaxPab®

Catalog # : H00001153-D01P

規格 : [100 ug]

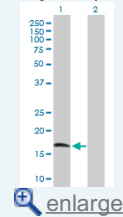
[List All](#)

Specification

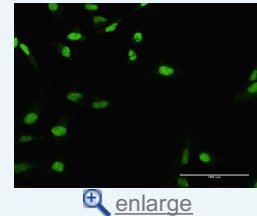
| | |
|---------------------------------|--|
| Product Description: | Rabbit polyclonal antibody raised against a full-length human CIRBP protein. |
| Immunogen: | CIRBP (NP_001271.1, 1 a.a. ~ 172 a.a) full-length human protein. |
| Sequence: | MASDEGKLFVGGLSFDTNEQSLEQVFSKYGQISEVWVKDRETQRSRG FGFVTFENIDDAKDAMMAMNGKSV DGRQIRVDQAGKSSDNRSRGYRG GSAGGRGFFRGGRRGRGFSRGGGDRGYGGNRFESRSGGYGGSR DYSSRSQSGGYSRSGGYSYRDSYATHNE |
| Host: | Rabbit |
| Reactivity: | Human |
| Quality Control Testing: | Antibody reactive against mammalian transfected lysate. |
| Storage Buffer: | In 1x PBS, pH 7.4 |
| Storage Instruction: | Store at -20°C or lower. Aliquot to avoid repeated freezing and thawing. |
| MSDS: |  Download |
| Datasheet: |  Download |

Application Image

Western Blot (Transfected lysate)

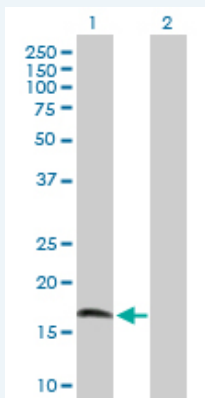


Immunofluorescence



Applications

Western Blot (Transfected lysate)

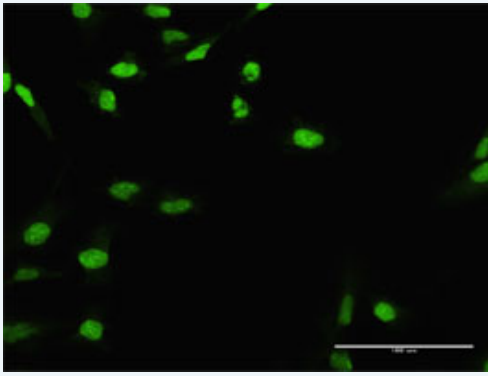


Western Blot analysis of CIRBP expression in transfected 293T cell line ([H00001153-T02](#)) by CIRBP MaxPab polyclonal antibody.

Lane 1: CIRBP transfected lysate (18.60 KDa).
Lane 2: Non-transfected lysate.

 [Protocol Download](#)

Immunofluorescence



[enlarge this image](#)

Immunofluorescence of purified MaxPab antibody to CIRBP on HeLa cell. [antibody concentration 20 ug/ml]

 [Protocol Download](#)

Gene Information

Entrez GeneID: [1153](#)

**GeneBank
Accession#:** [NM_001280.1](#)

**Protein
Accession#:** [NP_001271.1](#)

Gene Name: CIRBP

Gene Alias: CIRP

**Gene
Description:** cold inducible RNA binding protein

Omim ID: [602649](#)

Gene Ontology: [Hyperlink](#)

**Other
Designations:** Cold-inducible RNA-binding protein,cold inducible RNA-binding protein,glycine-rich RNA binding protein

[服務條款](#) | [隱私權政策](#) | [著作及商標](#) | [網站地圖](#)

©2016 亞諾法生技股份有限公司 Abnova Corporation. 版權所有.