



SZABO SCANDIC

Part of Europa Biosite

Produktinformation



Forschungsprodukte & Biochemikalien



Zellkultur & Verbrauchsmaterial



Diagnostik & molekulare Diagnostik



Laborgeräte & Service

Weitere Information auf den folgenden Seiten!
See the following pages for more information!



Lieferung & Zahlungsart

siehe unsere [Liefer- und Versandbedingungen](#)

Zuschläge

- Mindermengenzuschlag
- Trockeneiszuschlag
- Gefahrgutzuschlag
- Expressversand

SZABO-SCANDIC HandelsgmbH

Quellenstraße 110, A-1100 Wien

T. +43(0)1 489 3961-0

F. +43(0)1 489 3961-7

mail@szabo-scandic.com

www.szabo-scandic.com

[linkedin.com/company/szaboscandic](https://www.linkedin.com/company/szaboscandic)

TBCB purified MaxPab mouse polyclonal antibody (B01P) MaxPab®

Catalog # : H00001155-B01P

規格 : [50 ug]

[List All](#)

Specification

Product Description: Mouse polyclonal antibody raised against a full-length human TBCB protein.

Immunogen: TBCB (AAH05969, 1 a.a. ~ 244 a.a) full-length human protein.

Sequence:
 MEVTGVSAPTVTVFISSSLNTRSEKRYSRSLTIAEFKCKLELLVGSPASC
 MELELYGVDDKFYSKLDQEDALLGSYPVDDGCRHVIDHSGARLGEYED
 VSRVEKYTISQEAYDQRQDTVRSFLKRSKLGRYNEEERAQQEAEAAQR
 LAEEKAQASSIPVGSRCVRAAGQSPRRGTVMYVGLTDFKPGYWIGVR
 YDEPLGKNDGSVNGKRYFECQAKYGAFVKPAVTVGDFPEEDYGLDEI

Host: Mouse

Reactivity: Human

Quality Control Testing: Antibody reactive against mammalian transfected lysate.

Storage Buffer: In 1x PBS, pH 7.4

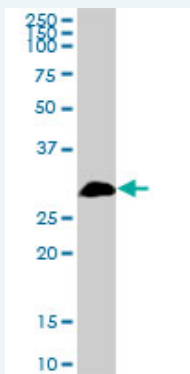
Storage Instruction: Store at -20°C or lower. Aliquot to avoid repeated freezing and thawing.

MSDS:  [Download](#)

Datasheet:  [Download](#)

Applications

Western Blot (Cell lysate)



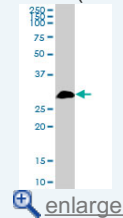
TBCB MaxPab polyclonal antibody. Western Blot analysis of TBCB expression in HeLa.

 [Protocol Download](#)

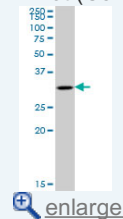
Western Blot (Cell lysate)

Application Image

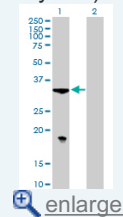
Western Blot (Cell lysate)

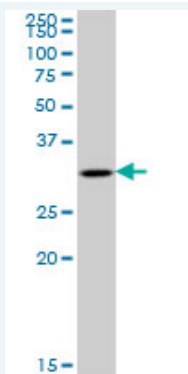


Western Blot (Cell lysate)




Western Blot (Transfected lysate)

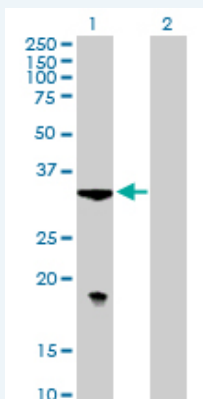




TBCB MaxPab polyclonal antibody. Western Blot analysis of TBCB expression in K-562.

 [Protocol Download](#)

Western Blot (Transfected lysate)



Western Blot analysis of TBCB expression in transfected 293T cell line ([H00001155-T01](#)) by TBCB MaxPab polyclonal antibody.

Lane 1: CKAP1 transfected lysate(26.84 KDa).

Lane 2: Non-transfected lysate.

 [Protocol Download](#)

Gene Information

Entrez GeneID: [1155](#)

GeneBank [BC005969](#)

Accession#:

Protein [AAH05969](#)

Accession#:

Gene Name: TBCB

Gene Alias: CG22,CKAP1,CKAPI,MGC14625

Gene tubulin folding cofactor B

Description:

Omim ID: [601303](#)

Gene Ontology: [Hyperlink](#)

Other cytoskeleton associated protein 1,cytoskeleton-associated protein 1

Designations:

Related Disease

[Cardiovascular Diseases](#) [Diabetes Mellitus, Type 2](#) [Edema](#)

