



SZABO SCANDIC

Part of Europa Biosite

Produktinformation



Forschungsprodukte & Biochemikalien



Zellkultur & Verbrauchsmaterial



Diagnostik & molekulare Diagnostik



Laborgeräte & Service

Weitere Information auf den folgenden Seiten!
See the following pages for more information!



Lieferung & Zahlungsart

siehe unsere [Liefer- und Versandbedingungen](#)

Zuschläge

- Mindermengenzuschlag
- Trockeneiszuschlag
- Gefahrgutzuschlag
- Expressversand

SZABO-SCANDIC HandelsgmbH

Quellenstraße 110, A-1100 Wien

T. +43(0)1 489 3961-0

F. +43(0)1 489 3961-7

mail@szabo-scandic.com

www.szabo-scandic.com

[linkedin.com/company/szaboscandic](https://www.linkedin.com/company/szaboscandic) 

CSF2 monoclonal antibody (M01), clone 2G9

Catalog # : H00001437-M01


規格 : [100 ug]

List All

Specification

Product Description:	Mouse monoclonal antibody raised against a full length recombinant CSF2.
Immunogen:	CSF2 (NP_000749) recombinant protein.
Sequence:	MAPARSPSPSTQPWEHVNAIQEARLLNLSRDAAEMNETVEVISEMFD LQEPTCLQTRLELYKQGLRGSLTKLKGPLTMMASHYKQHCPTPETSC ATQIITFESFKENLKDFLLVIPFDCWEPVQE
Host:	Mouse
Reactivity:	Human
Isotype:	IgG2a Kappa

Quality Control Testing: Antibody Reactive Against Recombinant Protein.



Western Blot detection against Immunogen (14 KDa) .

Storage Buffer: In 1x PBS, pH 7.4

Storage Instruction: Store at -20°C or lower. Aliquot to avoid repeated freezing and thawing.

MSDS: [Download](#)


Datasheet: [Download](#)

Applications

Western Blot (Cell lysate)

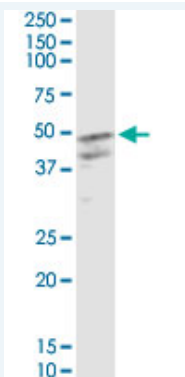
Application Image

Western Blot (Cell lysate)



Western Blot (Recombinant protein)

ELISA



CSF2 monoclonal antibody (M01), clone 2G9. Western Blot analysis of CSF2 expression in HeLa.

 [Protocol Download](#)

Western Blot (Recombinant protein)

 [Protocol Download](#)

ELISA

Gene Information

Entrez GeneID: [1437](#)

GeneBank [N/A](#)

Accession#:

Protein =

Accession#:

Gene Name: CSF2

Gene Alias: GMCSF,MGC131935,MGC138897

Gene colony stimulating factor 2 (granulocyte-macrophage)

Description:

Omim ID: [138960](#)

Gene Ontology: [Hyperlink](#)

Gene Summary: The protein encoded by this gene is a cytokine that controls the production, differentiation, and function of granulocytes and macrophages. The active form of the protein is found extracellularly as a homodimer. This gene has been localized to a cluster of related genes at chromosome region 5q31, which is known to be associated with interstitial deletions in the 5q- syndrome and acute myelogenous leukemia. Other genes in the cluster include those encoding interleukins 4, 5, and 13. [provided by RefSeq]

Other colony stimulating factor 2,granulocyte-macrophage colony stimulating factor,molgramostin,sargramostim

Designations:

Gene Pathway

[Cytokine-cytokine receptor interaction](#) [Fc epsilon RI signaling pathway](#)

[Hematopoietic cell lineage](#) [Jak-STAT signaling pathway](#)

[Natural killer cell mediated cytotoxicity](#) [T cell receptor signaling pathway](#)

Related Disease

[Alzheimer Disease](#) [Alzheimer disease](#) [Asthma](#) [Asthma](#) [Atherosclerosis](#) [Blindness](#)

[Brain Ischemia](#) [Bronchial Hyperreactivity](#) [Bronchiolitis](#), [Viral](#)

[Carcinoma, Non-Small-Cell Lung](#) [Cardiovascular Diseases](#) [Chlamydia Infections](#)

[Chorioamnionitis](#) [Coronary Artery Disease](#) [Coronary Disease](#) [Dermatitis](#), [Atopic](#)

