



SZABO SCANDIC

Part of Europa Biosite

Produktinformation



Forschungsprodukte & Biochemikalien



Zellkultur & Verbrauchsmaterial



Diagnostik & molekulare Diagnostik



Laborgeräte & Service

Weitere Information auf den folgenden Seiten!
See the following pages for more information!



Lieferung & Zahlungsart

siehe unsere [Liefer- und Versandbedingungen](#)

Zuschläge

- Mindermengenzuschlag
- Trockeneiszuschlag
- Gefahrgutzuschlag
- Expressversand

SZABO-SCANDIC HandelsgmbH

Quellenstraße 110, A-1100 Wien

T. +43(0)1 489 3961-0

F. +43(0)1 489 3961-7

mail@szabo-scandic.com

www.szabo-scandic.com

[linkedin.com/company/szaboscandic](https://www.linkedin.com/company/szaboscandic) 

CSF3 purified MaxPab mouse polyclonal antibody (B01P) MaxPab®

Catalog # : H00001440-B01P

規格 : [50 ug]

[List All](#)

Specification

Product Description: Mouse polyclonal antibody raised against a full-length human CSF3 protein.

Immunogen: CSF3 (NP_000750.1, 1 a.a. ~ 207 a.a) full-length human protein.

Sequence:
 MAGPATQSPMKLMALQLLLWHSALWTVQEATPLGPASSLPQSFLKCL
 EQVRKIQGDGAALQEKLVSECATYKLCHPPEELVLLGHSLGIPWAPLSSCP
 SQALQLAGCLSQLHSGLFLYQGLLQALEGISPELGPTLDTLQLDVADFA
 TTIWQQMEELGMAPALQPTQGAMPAFASAFQRRAGGVLVASHLQSFLE
 VSYRVLRLHLAQP

Host: Mouse

Reactivity: Human

Quality Control Testing: Antibody reactive against mammalian transfected lysate.

Storage Buffer: In 1x PBS, pH 7.4

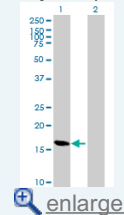
Storage Instruction: Store at -20°C or lower. Aliquot to avoid repeated freezing and thawing.


MSDS:  [Download](#)

Datasheet:  [Download](#)

Application Image

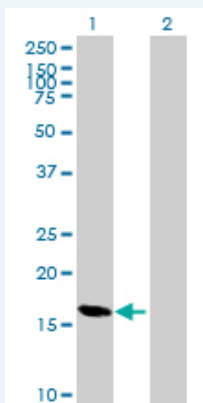
Western Blot (Transfected lysate)



 [enlarge](#)

Applications

Western Blot (Transfected lysate)



Western Blot analysis of CSF3 expression in transfected 293T cell line ([H00001440-T01](#)) by CSF3 MaxPab polyclonal antibody.

Lane 1: CSF3 transfected lysate(22.77 KDa).

Lane 2: Non-transfected lysate.

 [Protocol Download](#)

Gene Information

Entrez GeneID: [1440](#)

GeneBank [NM_000759](#)
Accession#:

Protein [NP_000750.1](#)
Accession#:

Gene Name: CSF3

Gene Alias: G-CSF,GCSF,MGC45931

Gene Description: colony stimulating factor 3 (granulocyte)

Omim ID: [138970](#)

Gene Ontology: [Hyperlink](#)

Gene Summary: The protein encoded by this gene is a cytokine that controls the production, differentiation, and function of granulocytes. The active protein is found extracellularly. Three transcript variants encoding three different isoforms have been found for this gene. [provided by RefSeq]

Other Designations: OTTHUMP00000164327,colony stimulating factor 3,filgrastim,granulocyte colony stimulating factor,lenograstim,pluripoietin

Gene Pathway

[Cytokine-cytokine receptor interaction](#) [Hematopoietic cell lineage](#)
[Jak-STAT signaling pathway](#)

Related Disease

[Asthma](#) [Asthma](#) [Bronchiolitis](#) [Viral Cardiovascular Diseases](#) [Carotid Stenosis](#)
[Chorioamnionitis](#) [Coronary Artery Disease](#) [Diabetes Mellitus, Type 2](#) [Edema](#)
[Fetal Membranes, Premature Rupture](#) [Genetic Predisposition to Disease](#)
[Hematologic Diseases](#) [Infant, Premature, Diseases](#) [Inflammation](#)
[Leukemia, chronic myeloid Leukemia, Myelogenous, Chronic, BCR-ABL Positive](#)
[Lung Neoplasms](#) [Lymphoma, Large B-Cell, Diffuse](#) [Neovascularization, Pathologic](#)

[... see more](#)