



SZABO SCANDIC

Part of Europa Biosite

Produktinformation



Forschungsprodukte & Biochemikalien



Zellkultur & Verbrauchsmaterial



Diagnostik & molekulare Diagnostik



Laborgeräte & Service

Weitere Information auf den folgenden Seiten!
See the following pages for more information!



Lieferung & Zahlungsart

siehe unsere [Liefer- und Versandbedingungen](#)

Zuschläge

- Mindermengenzuschlag
- Trockeneiszuschlag
- Gefahrgutzuschlag
- Expressversand

SZABO-SCANDIC HandelsgmbH

Quellenstraße 110, A-1100 Wien

T. +43(0)1 489 3961-0

F. +43(0)1 489 3961-7

mail@szabo-scandic.com

www.szabo-scandic.com

[linkedin.com/company/szaboscandic](https://www.linkedin.com/company/szaboscandic) 

CSF3 purified MaxPab rabbit polyclonal antibody (D01P) MaxPab®

Catalog # : H00001440-D01P

規格 : [100 ug]

[List All](#)

Specification

Product Description: Rabbit polyclonal antibody raised against a full-length human CSF3 protein.

Immunogen: CSF3 (NP_000750.1, 1 a.a. ~ 207 a.a) full-length human protein.

Sequence:
 MAGPATQSPMKLMALQLLLWHSALWTVQEATPLGPASSLPQSFLKCL
 EQVRKIQGDGAALQEKLVSECATYKLCHPPEELVLLGHSLGIPWAPLSSCP
 SQALQLAGCLSQLHSGLFLYQGLLQALEGISPELGPTLDTLQLDVADFA
 TTIWQQMEELGMAPALQPTQGAMPAFASAFQRRAGGVLVASHLQSFLE
 VSYRVLRLHLAQP

Host: Rabbit

Reactivity: Human

Quality Control Testing: Antibody reactive against mammalian transfected lysate.

Storage Buffer: In 1x PBS, pH 7.4

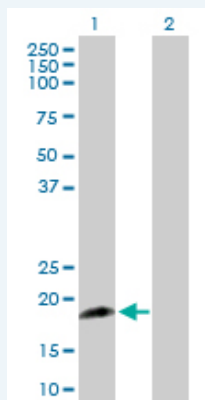
Storage Instruction: Store at -20°C or lower. Aliquot to avoid repeated freezing and thawing.

MSDS:  [Download](#)

Datasheet:  [Download](#)

Applications

Western Blot (Transfected lysate)



Western Blot analysis of CSF3 expression in transfected 293T cell line ([H00001440-T01](#)) by CSF3 MaxPab polyclonal antibody.

Lane 1: CSF3 transfected lysate(22.30 kDa).

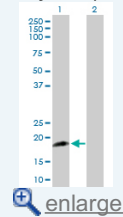
Lane 2: Non-transfected lysate.


 [Protocol Download](#)

Immunofluorescence

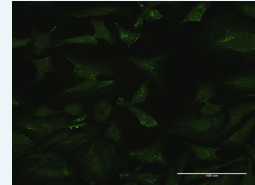
Application Image


Western Blot (Transfected lysate)

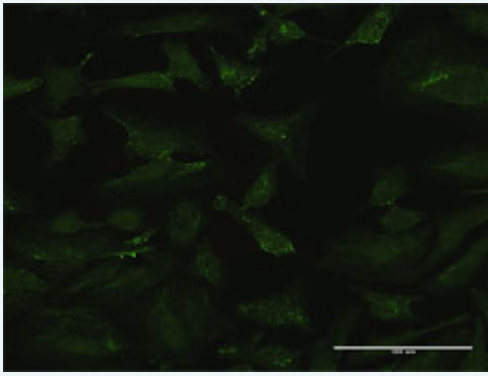


 [enlarge](#)

Immunofluorescence



 [enlarge](#)



[enlarge this image](#)

Immunofluorescence of purified MaxPab antibody to CSF3 on HeLa cell. [antibody concentration 10 ug/ml]

[Protocol Download](#)

Gene Information

Entrez GeneID: [1440](#)

**GeneBank
Accession#:** [NM_000759](#)

**Protein
Accession#:** [NP_000750.1](#)

Gene Name: CSF3

Gene Alias: G-CSF,GCSF,MGC45931

**Gene
Description:** colony stimulating factor 3 (granulocyte)

Omim ID: [138970](#)

Gene Ontology: [Hyperlink](#)

Gene Summary: The protein encoded by this gene is a cytokine that controls the production, differentiation, and function of granulocytes. The active protein is found extracellularly. Three transcript variants encoding three different isoforms have been found for this gene. [provided by RefSeq]

**Other
Designations:** OTTHUMP00000164327,colony stimulating factor
3,filgrastim,granulocyte colony stimulating factor,lenograstim,pluripoietin

Gene Pathway

[Cytokine-cytokine receptor interaction](#) [Hematopoietic cell lineage](#)
[Jak-STAT signaling pathway](#)

Related Disease

[Asthma](#) [Asthma](#) [Bronchiolitis](#), [Viral](#) [Cardiovascular Diseases](#) [Carotid Stenosis](#)
[Chorioamnionitis](#) [Coronary Artery Disease](#) [Diabetes Mellitus, Type 2](#) [Edema](#)
[Fetal Membranes, Premature Rupture](#) [Genetic Predisposition to Disease](#)
[Hematologic Diseases](#) [Infant, Premature, Diseases](#) [Inflammation](#)
[Leukemia, chronic myeloid](#) [Leukemia, Myelogenous, Chronic, BCR-ABL Positive](#)
[Lung Neoplasms](#) [Lymphoma, Large B-Cell, Diffuse](#) [Neovascularization, Pathologic](#)

[... see more](#)

