



SZABO SCANDIC

Part of Europa Biosite

Produktinformation



Forschungsprodukte & Biochemikalien



Zellkultur & Verbrauchsmaterial



Diagnostik & molekulare Diagnostik



Laborgeräte & Service

Weitere Information auf den folgenden Seiten!
See the following pages for more information!



Lieferung & Zahlungsart

siehe unsere [Liefer- und Versandbedingungen](#)

Zuschläge

- Mindermengenzuschlag
- Trockeneiszuschlag
- Gefahrgutzuschlag
- Expressversand

SZABO-SCANDIC HandelsgmbH

Quellenstraße 110, A-1100 Wien

T. +43(0)1 489 3961-0

F. +43(0)1 489 3961-7

mail@szabo-scandic.com

www.szabo-scandic.com

[linkedin.com/company/szaboscandic](https://www.linkedin.com/company/szaboscandic) 

CSNK1D polyclonal antibody (A01)

Catalog # : H00001453-A01

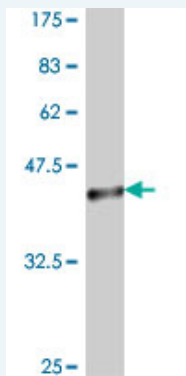
規格 : [50 uL]

List All

Specification

Product Description:	Mouse polyclonal antibody raised against a partial recombinant CSNK1D.
Immunogen:	CSNK1D (AAH03558, 301 a.a. ~ 415 a.a) partial recombinant protein with GST tag.
Sequence:	ADDAERERRDREERLRHSRNPATRGLPSTASGRLRGTQEVAPPTPLTP TSHTANTSPRPVSGMERERKVSMLHRGAPVNISSDLTGRQDTSRMS TSQIPGRVASSGLQSVHR
Host:	Mouse
Reactivity:	Human

Quality Control Testing: Antibody Reactive Against Recombinant Protein.



Western Blot detection against Immunogen (38.65 KDa) .

Storage Buffer: 50 % glycerol

Storage Instruction: Store at -20°C or lower. Aliquot to avoid repeated freezing and thawing.

MSDS: [Download](#)

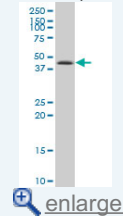
Datasheet: [Download](#)

Applications

Western Blot (Cell lysate)

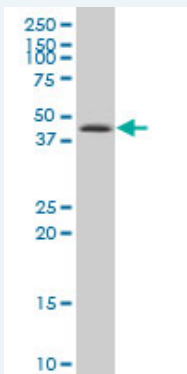
Application Image

Western Blot (Cell lysate)



Western Blot (Recombinant protein)


ELISA



CSNK1D polyclonal antibody (A01), Lot # 051017JC01 Western Blot analysis of CSNK1D expression in Jurkat (Cat # L017V1).

 [Protocol Download](#)

Western Blot (Recombinant protein)

 [Protocol Download](#)

ELISA

Gene Information

Entrez GeneID: [1453](#)

GeneBank Accession#: [BC003558](#)

Protein Accession#: [AAH03558](#)

Gene Name: CSNK1D

Gene Alias: HCKID

Gene Description: casein kinase 1, delta

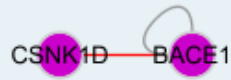
Omim ID: [600864](#)

Gene Ontology: [Hyperlink](#)

Gene Summary: This gene is a member of the casein kinase I (CKI) gene family whose members have been implicated in the control of cytoplasmic and nuclear processes, including DNA replication and repair. The encoded protein is highly similar to the mouse and rat CK1 delta homologs. Two transcript variants encoding different isoforms have been found for this gene. [provided by RefSeq]

Other Designations: -

Interactome



Gene Pathway

[Circadian rhythm - mammal](#) [Gap junction](#) [Hedgehog signaling pathway](#)

Related Disease

[Alzheimer Disease](#) [Alzheimer disease](#) [Bipolar Disorder](#) [Breast cancer](#) [Breast Neoplasms](#)
[Cognition](#) [Communicable Diseases](#) [Coronary Disease](#) [Diabetes Mellitus](#)
[Genetic Predisposition to Disease](#) [Hyperparathyroidism](#) [Neoplasm Invasiveness](#) [Neoplasms](#)
[Osteoarthritis](#) [Osteoporosis, Postmenopausal](#) [Psoriasis](#) [Psychiatric Status Rating Scales](#)
[Psychotic Disorders](#) [Schizophrenia](#)

... see more

[服務條款](#) | [隱私權政策](#) | [著作及商標](#) | [網站地圖](#)

©2016 亞諾法生技股份有限公司 Abnova Corporation. 版權所有.