



SZABO SCANDIC

Part of Europa Biosite

Produktinformation



Forschungsprodukte & Biochemikalien



Zellkultur & Verbrauchsmaterial



Diagnostik & molekulare Diagnostik



Laborgeräte & Service

Weitere Information auf den folgenden Seiten!
See the following pages for more information!



Lieferung & Zahlungsart

siehe unsere [Liefer- und Versandbedingungen](#)

Zuschläge

- Mindermengenzuschlag
- Trockeneiszuschlag
- Gefahrgutzuschlag
- Expressversand

SZABO-SCANDIC HandelsgmbH

Quellenstraße 110, A-1100 Wien

T. +43(0)1 489 3961-0

F. +43(0)1 489 3961-7

mail@szabo-scandic.com

www.szabo-scandic.com

[linkedin.com/company/szaboscandic](https://www.linkedin.com/company/szaboscandic) 

CSNK1G2 purified MaxPab rabbit polyclonal antibody (D01P) MaxPab®

Catalog # : H00001455-D01P

規格 : [100 ug]

[List All](#)

Specification

Product Description: Rabbit polyclonal antibody raised against a full-length human CSNK1G2 protein.

Immunogen: CSNK1G2 (NP_001310.2, 1 a.a. ~ 415 a.a) full-length human protein.

Sequence:
MDFDKKGGKGETEEGRMSKAGGGRRSSHGIRSSGTSSGVLMMGPNFR
VGKKIGCGNFGELRLGKNLYTNEYVAIKLEPIKSRAPQLHLEYRFYKQLSA
TEGVPQVYVYFGPCGNYNAMVLELLGPSLEDLFDLCDRTFTLKTVLMIAIQ
LITRMEYVHTKSLIYRDVVKPENFLVGRPGTKRQHAIHIDFGLAKEYIDPETK
KHIPYREHKSLTGTARYMSINTHLGKEQSRRDDLEALGHMFMYFLRGSL
PWQGLKADTLKERYQKIGDTKRATPIEVL CENFPEEMATYLRVRRLLDF
FEKPDYDYLKRLFTDLFDRSGFVFDY EYDWAGKPLPTPIGTVHTDLPSQ
PQLRDKTQPHSKNQALNSTNGELNADDPTAGHSNAPITAPAEVEVADET
KCCCFKRRKRKSLQRHK

Host: Rabbit

Reactivity: Human, Mouse

Quality Control Testing: Antibody reactive against mammalian transfected lysate.

Storage Buffer: In 1x PBS, pH 7.4

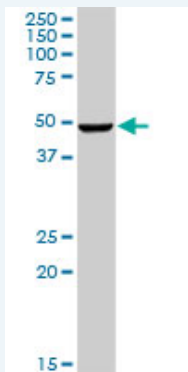
Storage Instruction: Store at -20°C or lower. Aliquot to avoid repeated freezing and thawing.

MSDS:  [Download](#)

Datasheet:  [Download](#)

Applications

Western Blot (Tissue lysate)



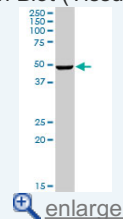
CSNK1G2 MaxPab rabbit polyclonal antibody. Western Blot analysis of CSNK1G2 expression in mouse lung.

 [Protocol Download](#)

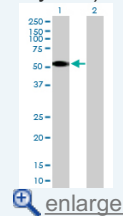
Western Blot (Transfected lysate)

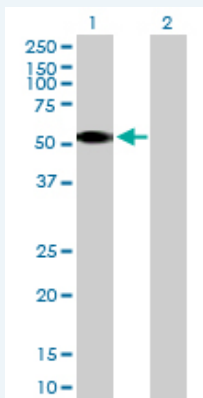
Application Image

Western Blot (Tissue lysate)




Western Blot (Transfected lysate)





Western Blot analysis of CSNK1G2 expression in transfected 293T cell line ([H00001455-T01](#)) by CSNK1G2 MaxPab polyclonal antibody.

Lane 1: CSNK1G2 transfected lysate(47.40 KDa).
Lane 2: Non-transfected lysate.

 [Protocol Download](#)

Gene Information

Entrez GeneID: [1455](#)

GeneBank Accession#: [NM_001319.5](#)

Protein Accession#: [NP_001310.2](#)

Gene Name: CSNK1G2

Gene Alias: CK1g2

Gene Description: casein kinase 1, gamma 2

Omim ID: [602214](#)

Gene Ontology: [Hyperlink](#)

Other Designations: casein kinase 1 isoform gamma-2

Gene Pathway

[Hedgehog signaling pathway](#)

Related Disease

[Epilepsy](#) [Fever](#) [Genetic Predisposition to Disease](#) [Seizures](#) [Seizures, Febrile](#)