



# SZABO SCANDIC

Part of Europa Biosite

## Produktinformation



Forschungsprodukte & Biochemikalien



Zellkultur & Verbrauchsmaterial



Diagnostik & molekulare Diagnostik



Laborgeräte & Service

Weitere Information auf den folgenden Seiten!  
See the following pages for more information!



### Lieferung & Zahlungsart

siehe unsere [Liefer- und Versandbedingungen](#)

### Zuschläge

- Mindermengenzuschlag
- Trockeneiszuschlag
- Gefahrgutzuschlag
- Expressversand

### SZABO-SCANDIC HandelsgmbH

Quellenstraße 110, A-1100 Wien

T. +43(0)1 489 3961-0

F. +43(0)1 489 3961-7

[mail@szabo-scandic.com](mailto:mail@szabo-scandic.com)

[www.szabo-scandic.com](http://www.szabo-scandic.com)

[linkedin.com/company/szaboscandic](https://www.linkedin.com/company/szaboscandic) 

## CSNK1G2 monoclonal antibody (M02), clone 2E6

Catalog # : H00001455-M02

規格 : [ 100 ug ]

[List All](#)

### Specification

**Product Description:** Mouse monoclonal antibody raised against a full length recombinant CSNK1G2.

**Immunogen:** CSNK1G2 (AAH20972.1, 1 a.a. ~ 415 a.a) full-length recombinant protein with GST tag. MW of the GST tag alone is 26 KDa.

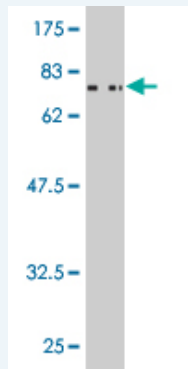
**Sequence:** MDFDKKGGKGETEEGRMSKAGGGRSSHGIRSSGTSSGVLVMPNFR  
VGKKIGCGNFGELRLGKNLYTNEYVAIKLEPIKSRAPQLHLEYRFYKQLSA  
TEGVPQVYVYFGPCGNYNAMVLELLGPSLEDLFDLDCDRFTTLKTVLMIAIQ  
LITRMEYVHTKSLIYRDVKPENFLVGRPGTKRQHAIHIDFGLAKEYIDPETK  
KHIPYREHKSLTGTARYMSINTHLGKEQSRDDLEALGHMFMYFLRGS  
PWQGLKADTLKERYQKIGDTKRATPIEVLCEFPPEMATYLRVRRDLF  
FEKPDYDYLRLFTDLFDRSGFVFDYEYDWAGKPLPTPIGTVHTDLPSQ  
PQLRDKTQPHSKNQALNSTNGELNADDPTAGHSNAPITAPAEVEVADET  
KCCCFKRRKRKSLQRHK

**Host:** Mouse

**Reactivity:** Human

**Isotype:** IgG2a Kappa

**Quality Control Testing:** Antibody Reactive Against Recombinant Protein.



Western Blot detection against Immunogen (71.39 KDa) .

**Storage Buffer:** In 1x PBS, pH 7.4

**Storage Instruction:** Store at -20°C or lower. Aliquot to avoid repeated freezing and thawing.

**MSDS:** [Download](#)


**Datasheet:** [Download](#)

### Applications

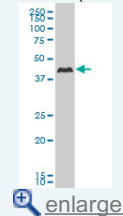
Western Blot (Cell lysate)

### Application Image

Western Blot (Cell lysate)




Western Blot (Cell lysate)



Western Blot (Recombinant protein)

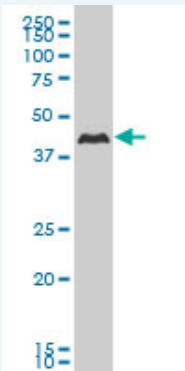
ELISA



CSNK1G2 monoclonal antibody (M02), clone 2E6. Western Blot analysis of CSNK1G2 expression in HeLa ( Cat # L013V1 ).

 [Protocol Download](#)

#### Western Blot (Cell lysate)



CSNK1G2 monoclonal antibody (M02), clone 2E6 Western Blot analysis of CSNK1G2 expression in HeLa S3 NE ( Cat # L013V3 ).

 [Protocol Download](#)

#### Western Blot (Recombinant protein)

 [Protocol Download](#)

#### ELISA

#### Gene Information

Entrez GeneID: [1455](#)

GeneBank [BC020972](#)  
Accession#:

Protein [AAH20972.1](#)  
Accession#:

Gene Name: CSNK1G2

Gene Alias: CK1g2

Gene Description: casein kinase 1, gamma 2

Omim ID: [602214](#)

Gene Ontology: [Hyperlink](#)

Other Designations: casein kinase 1 isoform gamma-2

#### Gene Pathway

[Hedgehog signaling pathway](#)

#### **Related Disease**

---

[Epilepsy](#) [Fever](#) [Genetic Predisposition to Disease](#) [Seizures](#) [Seizures, Febrile](#)

---

[服務條款](#) | [隱私權政策](#) | [著作及商標](#) | [網站地圖](#)

©2016 亞諾法生技股份有限公司 Abnova Corporation. 版權所有.