



# SZABO SCANDIC

Part of Europa Biosite

## Produktinformation



Forschungsprodukte & Biochemikalien



Zellkultur & Verbrauchsmaterial



Diagnostik & molekulare Diagnostik



Laborgeräte & Service

Weitere Information auf den folgenden Seiten!  
See the following pages for more information!



### Lieferung & Zahlungsart

siehe unsere [Liefer- und Versandbedingungen](#)

### Zuschläge

- Mindermengenzuschlag
- Trockeneiszuschlag
- Gefahrgutzuschlag
- Expressversand

### SZABO-SCANDIC HandelsgmbH

Quellenstraße 110, A-1100 Wien

T. +43(0)1 489 3961-0

F. +43(0)1 489 3961-7

[mail@szabo-scandic.com](mailto:mail@szabo-scandic.com)

[www.szabo-scandic.com](http://www.szabo-scandic.com)

[linkedin.com/company/szaboscandic](https://www.linkedin.com/company/szaboscandic)

## CSNK2B purified MaxPab mouse polyclonal antibody (B01P) MaxPab®

Catalog # : H00001460-B01P

規格 : [ 50 ug ]

[List All](#)

### Specification

**Product Description:** Mouse polyclonal antibody raised against a full-length human CSNK2B protein.

**Immunogen:** CSNK2B (NP\_001311.3, 1 a.a. ~ 215 a.a) full-length human protein.

**Sequence:**  
 MSSSEEVSWISWFCGLRGNEFFCEVDEDYIQDKFNLTGLNEQVPHYRQ  
 ALDMILDLEPDEELEDNPNQSDLIEQAAEMLYGLIHARYILTNRGIAQMLEK  
 YQQGDFGYCPRVYCENQPMLPIGLSDIPGEAMVKLYCPKCMDVYTPKSS  
 RHHHTDGAYFGTGFPHMLFMVHPEYRPKRPAHQFVPRLYGFKIHPMAY  
 QLQLQAASNFKSPVKTIR

**Host:** Mouse

**Reactivity:** Human

**Quality Control Testing:** Antibody reactive against mammalian transfected lysate.

**Storage Buffer:** In 1x PBS, pH 7.4

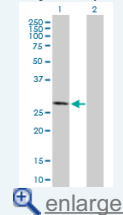
**Storage Instruction:** Store at -20°C or lower. Aliquot to avoid repeated freezing and thawing.


**MSDS:**  [Download](#)

**Datasheet:**  [Download](#)

### Application Image

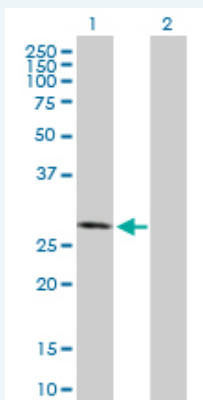
Western Blot (Transfected lysate)



 [enlarge](#)

### Applications

Western Blot (Transfected lysate)



Western Blot analysis of CSNK2B expression in transfected 293T cell line ([H00001460-T02](#)) by CSNK2B MaxPab polyclonal antibody.

Lane 1: CSNK2B transfected lysate(23.65 KDa).

Lane 2: Non-transfected lysate.

 [Protocol Download](#)

### Gene Information

Entrez GeneID: [1460](#)

GeneBank [NM\\_001320](#)  
Accession#:

Protein [NP\\_001311.3](#)  
Accession#:

Gene Name: CSNK2B

Gene Alias: CK2B,CK2N,CSK2B,G5A,MGC138222,MGC138224

Gene Description: casein kinase 2, beta polypeptide

Omim ID: [115441](#)

Gene Ontology: [Hyperlink](#)

**Gene Summary:** This gene encodes the beta subunit of casein kinase II, a ubiquitous protein kinase which regulates metabolic pathways, signal transduction, transcription, translation, and replication. The enzyme is composed of three subunits, alpha, alpha prime and beta, which form a tetrameric holoenzyme. The alpha and alpha prime subunits are catalytic, while the beta subunit serves regulatory functions. The enzyme localizes to the endoplasmic reticulum and the Golgi apparatus. [provided by RefSeq]

**Other Designations:** Casein kinase II beta subunit,OTTHUMP00000029060,OTTHUMP00000029063,OTTHUMP0000029064,alternative name: G5a, phosvitin,phosvitin

### Gene Pathway

[Adherens junction](#) [Tight junction](#) [Wnt signaling pathway](#)

### Related Disease

[Arthritis, Rheumatoid](#) [Cardiovascular Diseases](#) [Diabetes Mellitus, Type 2](#) [Edema](#) [Genetic Predisposition to Disease](#) [Lupus Erythematosus, Systemic](#) [Osteoarthritis](#)