



# SZABO SCANDIC

Part of Europa Biosite

## Produktinformation



Forschungsprodukte & Biochemikalien



Zellkultur & Verbrauchsmaterial



Diagnostik & molekulare Diagnostik



Laborgeräte & Service

Weitere Information auf den folgenden Seiten!  
See the following pages for more information!



### Lieferung & Zahlungsart

siehe unsere [Liefer- und Versandbedingungen](#)

### Zuschläge

- Mindermengenzuschlag
- Trockeneiszuschlag
- Gefahrgutzuschlag
- Expressversand

### SZABO-SCANDIC HandelsgmbH

Quellenstraße 110, A-1100 Wien

T. +43(0)1 489 3961-0

F. +43(0)1 489 3961-7

[mail@szabo-scandic.com](mailto:mail@szabo-scandic.com)

[www.szabo-scandic.com](http://www.szabo-scandic.com)

[linkedin.com/company/szaboscandic](https://www.linkedin.com/company/szaboscandic) 

## CST2 monoclonal antibody (M04), clone 4E10

Catalog # : H00001470-M04

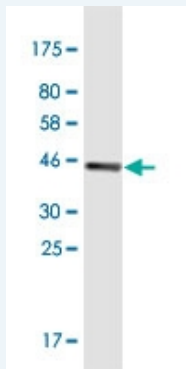
規格 : [ 100 ug ]

[List All](#)

### Specification

|                             |   |
|-----------------------------|---|
| <b>Product Description:</b> | Mouse monoclonal antibody raised against a full-length recombinant CST2.  |
| <b>Immunogen:</b>           | CST2 (NP_001313.1, 1 a.a. ~ 141 a.a) full-length recombinant protein with GST tag. MW of the GST tag alone is 26 KDa.                                 |
| <b>Sequence:</b>            | MAWPLCTLLLLLATQAVALLAWSPQEEDRIIEGGIYDADLNDERVQRALHF<br>VISEYNKATEDEYYRLLLRVLRAREQIVGGVNYFFDIEVGRITCKSQPNL<br>DTCAFHEQPELQKKQLCSFQIYVWPWEDRMSLVNSRCQEA |
| <b>Host:</b>                | Mouse   |
| <b>Reactivity:</b>          | Human   |
| <b>Isotype:</b>             | IgG2a Kappa   |

**Quality Control Testing:** Antibody Reactive Against Recombinant Protein.



Western Blot detection against Immunogen (42.8 KDa) .

**Storage Buffer:** In 1x PBS, pH 7.4

**Storage Instruction:** Store at -20°C or lower. Aliquot to avoid repeated freezing and thawing.

**MSDS:** [Download](#)

**Datasheet:** [Download](#)

### Applications

**Western Blot (Recombinant protein)**

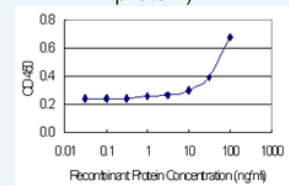
[Protocol Download](#)

**Sandwich ELISA (Recombinant protein)**

### Application Image

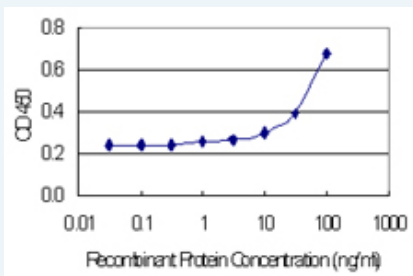
Western Blot (Recombinant protein)

Sandwich ELISA (Recombinant protein)



[enlarge](#)

ELISA



Detection limit for recombinant GST tagged CST2 is 3 ng/ml as a capture antibody.

 [Protocol Download](#)

## ELISA

### Gene Information

Entrez GeneID: [1470](#)

GeneBank [NM\\_001322.2](#)

Accession#:

Protein [NP\\_001313.1](#)

Accession#:

Gene Name: CST2

Gene Alias: MGC71924

Gene cystatin SA

Description:

Omim ID: [123856](#)

Gene Ontology: [Hyperlink](#)

**Gene Summary:** The cystatin superfamily encompasses proteins that contain multiple cystatin-like sequences. Some of the members are active cysteine protease inhibitors, while others have lost or perhaps never acquired this inhibitory activity. There are three inhibitory families in the superfamily, including the type 1 cystatins (stefins), type 2 cystatins and the kininogens. The type 2 cystatin proteins are a class of cysteine proteinase inhibitors found in a variety of human fluids and secretions, where they appear to provide protective functions. The cystatin locus on chromosome 20 contains the majority of the type 2 cystatin genes and pseudogenes. This gene is located in the cystatin locus and encodes a secreted thiol protease inhibitor found at high levels in saliva, tears and seminal plasma. [provided by RefSeq]

**Other Designations:** OTTHUMP00000030445,cystatin 2,cystatin S5,cysteine-proteinase inhibitor,salivary cysteine (thiol) protease inhibitor

### Related Disease

[Cerebral Hemorrhage Genetic Predisposition to Disease Hypertension Intracranial Hemorrhages Stroke Subarachnoid Hemorrhage](#)