



SZABO SCANDIC

Part of Europa Biosite

Produktinformation



Forschungsprodukte & Biochemikalien



Zellkultur & Verbrauchsmaterial



Diagnostik & molekulare Diagnostik



Laborgeräte & Service

Weitere Information auf den folgenden Seiten!
See the following pages for more information!



Lieferung & Zahlungsart

siehe unsere [Liefer- und Versandbedingungen](#)

Zuschläge

- Mindermengenzuschlag
- Trockeneiszuschlag
- Gefahrgutzuschlag
- Expressversand

SZABO-SCANDIC HandelsgmbH

Quellenstraße 110, A-1100 Wien

T. +43(0)1 489 3961-0

F. +43(0)1 489 3961-7

mail@szabo-scandic.com

www.szabo-scandic.com

[linkedin.com/company/szaboscandic](https://www.linkedin.com/company/szaboscandic) 

CTBS purified MaxPab rabbit polyclonal antibody (D01P) MaxPab®

Catalog # : H00001486-D01P

規格 : [100 ug]

[List All](#)

Specification

Product Description: Rabbit polyclonal antibody raised against a full-length human CTBS protein.

Immunogen: CTBS (NP_004379.1, 1 a.a. ~ 385 a.a) full-length human protein.

Sequence:
 MSRPQLRRWRLVSSPPSGVPGLALLALLALLALRLAAGTDCPCPEPELC
 RPIRHHPDFEVFVFDVGQKTWKSVDWSQITTVATFGKYDSELMCYAHSK
 GARVWLKGDVSLKDIIDPAFRASWIAQKLNLAKTQYMDGINIDIEQEVNCLS
 PEYDAL TALVKETTDSFHREIEGSQVTFDVAWSPKNIDRRCYNYTGIADA
 CDFLFVMSYDEQSQIWSECIAAANAPYNQTLTGYNDIKMSINPKKLVMG
 VPWYG YDYTCLNLSEDHVCTIAKV PFRGAPCSDAAGRQVVPYKTIIMKQINS
 SIGNLWDKQDRAPYYNYKDPAGHFHQWYDNPQSISLKATYIQNYRLR
 GIGMWNANCLDYSGDAVAKQQTEEMWEVLKPKLLQR

Host: Rabbit

Reactivity: Human

Quality Control Testing: Antibody reactive against mammalian transfected lysate.

Storage Buffer: In 1x PBS, pH 7.4

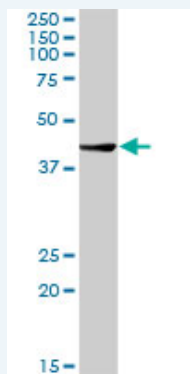
Storage Instruction: Store at -20°C or lower. Aliquot to avoid repeated freezing and thawing.

MSDS: [Download](#)

Datasheet: [Download](#)

Applications

Western Blot (Tissue lysate)



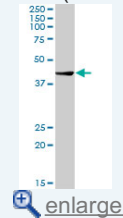
CTBS MaxPab rabbit polyclonal antibody. Western Blot analysis of CTBS expression in human liver.

[Protocol Download](#)

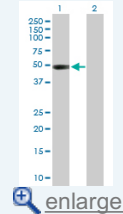
Western Blot (Transfected lysate)

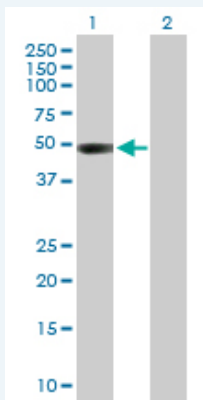
Application Image

Western Blot (Tissue lysate)




Western Blot (Transfected lysate)





Western Blot analysis of CTBS expression in transfected 293T cell line ([H00001486-T01](#)) by CTBS MaxPab polyclonal antibody.

Lane 1: CTBS transfected lysate(43.80 kDa).
Lane 2: Non-transfected lysate.

 [Protocol Download](#)

Gene Information

Entrez GeneID: [1486](#)

GeneBank Accession#: [NM_004388.1](#)

Protein Accession#: [NP_004379.1](#)

Gene Name: CTBS

Gene Alias: CTB

Gene Description: chitobiase, di-N-acetyl-

Omim ID: [600873](#)

Gene Ontology: [Hyperlink](#)

Other Designations: OTTHUMP00000011569

[服務條款](#) | [隱私權政策](#) | [著作及商標](#) | [網站地圖](#)

©2016 亞諾法生技股份有限公司 Abnova Corporation. 版權所有.