



SZABO SCANDIC

Part of Europa Biosite

Produktinformation



Forschungsprodukte & Biochemikalien



Zellkultur & Verbrauchsmaterial



Diagnostik & molekulare Diagnostik



Laborgeräte & Service

Weitere Information auf den folgenden Seiten!
See the following pages for more information!



Lieferung & Zahlungsart

siehe unsere [Liefer- und Versandbedingungen](#)

Zuschläge

- Mindermengenzuschlag
- Trockeneiszuschlag
- Gefahrgutzuschlag
- Expressversand

SZABO-SCANDIC HandelsgmbH

Quellenstraße 110, A-1100 Wien

T. +43(0)1 489 3961-0

F. +43(0)1 489 3961-7

mail@szabo-scandic.com

www.szabo-scandic.com

[linkedin.com/company/szaboscandic](https://www.linkedin.com/company/szaboscandic) 

CTNNA2 purified MaxPab mouse polyclonal antibody (B01P) MaxPab®

Catalog # : H00001496-B01P

規格 : [50 ug]

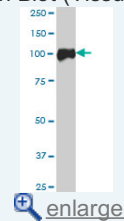
[List All](#)

Specification

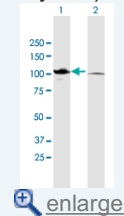
Product Description:	Mouse polyclonal antibody raised against a full-length human CTNNA2 protein.
Immunogen:	CTNNA2 (NP_004380.2, 1 a.a. ~ 905 a.a) full-length human protein.
Sequence:	<p>MTSATSPIILKWDPKSLEIRLTVERLLEPLVTQVTTLVNTSNKGPSGKKK GRSKKAHVLAASVEQATQNFLEKGEQIAKESQDLKEELVAAVEDVRKQG ETMRIASSEFADDDPCSSVKRGTMVRAARALLSAVTRLLILADMADVMRL SHLKIVVEALEAVKNATNEQDLANRFKEFGKEMVKNLYVAARRQQLKDP HCRDEMAAARGALKKNATMLYTASQAFLRHPDVAATRANRDYVFKQVQ EAIAGISNAQATSPTEAKGHTGIGELAAALNEFDNKILDPMTFSEARFR PSLEERLESIISGAALMADSSCTRDDRRERIVAECNAVRQALQDLLSEYM NNTGRKEKGDPLNIAIDKMTKKTRDLRRQLRKAVMDHISDSFLETNVPLL VLIEAAKSGNEKEVKEYAQVFREHANKLVEVANLACSIISNNEEGVKLVRMA ATQIDSLCPQVINAALTLAARPQSKVAQDNMDVFKDQWEKQVRVLTEAV DDITSVDDFLSVSENHILEDVNKCVIALQEGDVTDLDRTAGAIRGRAARVI HIINAEMENYEAGVYTEKVLKLEATKLLSETVMPRFAEQVEVAIEALSANVPQ PFEENEFDASRLVYDGVDRDIRKAVLMIRTPPEELEDSDFEQEDYDVRSR TSVQTEDDQLIAGQSARAIMAQLPQEEKAKIAEQVEIFHQEKSKLDAEVAK WDDSGNDIIVLAKQMCMIMMEMTDFTRGKGPLKNTSDVINAAKKIAEAGS RMDKLARAVADQCPDSACKQDLLAYLQRIALYCHQLNICKSVKAEVQNL GGELIVSGLDSATSLIQAANKLMNAVVLTVKASYVASTKYQKVYGTAAVN SPVVSWMKKAPEKKPLVKREKPEEFQTRVRRGSQKKHISPVQALSEFKA MDSF</p>
Host:	Mouse
Reactivity:	Human, Rat
Quality Control Testing:	Antibody reactive against mammalian transfected lysate.
Storage Buffer:	In 1x PBS, pH 7.4
Storage Instruction:	Store at -20°C or lower. Aliquot to avoid repeated freezing and thawing.
MSDS:	Download
Datasheet:	Download

Application Image

Western Blot (Tissue lysate)

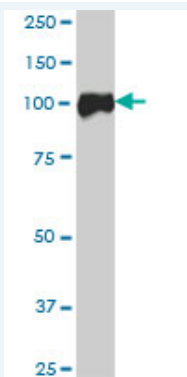


Western Blot (Transfected lysate)



Applications


Western Blot (Tissue lysate)



CTNNA2 MaxPab polyclonal antibody. Western Blot analysis of CTNNA2 expression in rat brain.

 [Protocol Download](#)


Western Blot (Transfected lysate)



Western Blot analysis of CTNNA2 expression in transfected 293T cell line ([H00001496-T01](#)) by CTNNA2 MaxPab polyclonal antibody.

Lane 1: CTNNA2 transfected lysate(99.55 KDa).

Lane 2: Non-transfected lysate.

 [Protocol Download](#)

Gene Information

Entrez GeneID: [1496](#)

GeneBank [NM_004389.2](#)

Accession#:

Protein [NP_004380.2](#)

Accession#:

Gene Name: CTNNA2

Gene Alias: CAP-R,CAPR,CTNR,DKFZp686H02198

Gene catenin (cadherin-associated protein), alpha 2

Description:

Omim ID: [114025](#)

Gene Ontology: [Hyperlink](#)

Other alpha-N-catenin,cadherin-associated protein, related,catenin, alpha 2

Designations:

Gene Pathway

[Adherens junction](#) [Arrhythmogenic right ventricular cardiomyopathy \(ARVC\)](#)

[Endometrial cancer](#) [Leukocyte transendothelial migration](#) [Pathways in cancer](#)

[Tight junction](#)

Related Disease

[Attention Deficit Disorder with Hyperactivity](#) [Cardiovascular Diseases](#) [Celiac Disease](#)
[Diabetes Mellitus, Type 2](#) [Edema](#) [Genetic Predisposition to Disease](#) [Tobacco Use Disorder](#)

[服務條款](#) | [隱私權政策](#) | [著作及商標](#) | [網站地圖](#)

©2016 亞諾法生技股份有限公司 Abnova Corporation. 版權所有.