



# SZABO SCANDIC

Part of Europa Biosite

## Produktinformation



Forschungsprodukte & Biochemikalien



Zellkultur & Verbrauchsmaterial



Diagnostik & molekulare Diagnostik



Laborgeräte & Service

Weitere Information auf den folgenden Seiten!  
See the following pages for more information!



### Lieferung & Zahlungsart

siehe unsere [Liefer- und Versandbedingungen](#)

### Zuschläge

- Mindermengenzuschlag
- Trockeneiszuschlag
- Gefahrgutzuschlag
- Expressversand

### SZABO-SCANDIC HandelsgmbH

Quellenstraße 110, A-1100 Wien

T. +43(0)1 489 3961-0

F. +43(0)1 489 3961-7

[mail@szabo-scandic.com](mailto:mail@szabo-scandic.com)

[www.szabo-scandic.com](http://www.szabo-scandic.com)

[linkedin.com/company/szaboscandic](https://www.linkedin.com/company/szaboscandic) 

## CTNS purified MaxPab rabbit polyclonal antibody (D01P) MaxPab®

Catalog # : H00001497-D01P

規格 : [ 100 ug ]

[List All](#)

### Specification

**Product Description:** Rabbit polyclonal antibody raised against a full-length human CTNS protein.

**Immunogen:** CTNS (AAH32850.1, 1 a.a. ~ 400 a.a) full-length human protein.

**Sequence:**  
 MIRNWLTIILFPLKLVEKCESSVSLTVPVVKLENGSSTNVSLLTRPPLNA  
 TLVITFEITFRSKNITILELPDEVVPPGVTNSSFQVTSQNVGQLTVYLHGN  
 HSNQGTGPRIRFLVIRSSAISINQVIGWIYFVAWSISFYVQVIMNWRKSVIG  
 LSFDFVALNLTGFVAYSVFNIGLLWVPYIKEQFLKYPNGVNPVNSNDVFF  
 SLHAVVLTIIIVQCCLYERGGQRVSWPAIGFLVLAWLFAFVTMIVAAGVI  
 TWLQFLFCFSYIKLAVTLVKYFPQAYMNFYYKSTEGWSIGNVLLDFTGG  
 SFSLLQMFLQSYNNDQWTLIFGDPTKFGLVFSIVFDVWFFIQHFCLYRK  
 RPGLQAARTGSGSRLRQDWAPSLQPKALPQTTSVSASSLKG

**Host:** Rabbit

**Reactivity:** Human

**Quality Control Testing:** Antibody reactive against mammalian transfected lysate.

**Storage Buffer:** In 1x PBS, pH 7.4

**Storage Instruction:** Store at -20°C or lower. Aliquot to avoid repeated freezing and thawing.

**MSDS:** [Download](#)

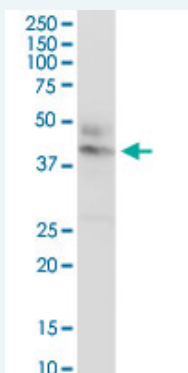
**Datasheet:** [Download](#)

### Publication Reference

1. Cystine dimethylester loading promotes oxidative stress and a reduction in ATP independent of lysosomal cystine accumulation in a human proximal tubular epithelial cell line.  
 Sumayao R, McEvoy B, Martin-Martin N, McMorrow T, Newsholme P. *Exp Physiol.* 2013 Jun 28.

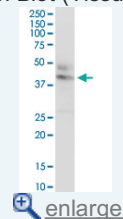
### Applications

#### Western Blot (Tissue lysate)

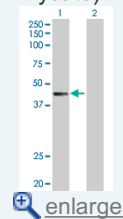


### Application Image

#### Western Blot (Tissue lysate)



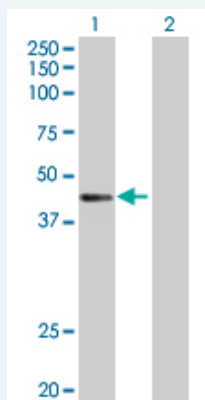
#### Western Blot (Transfected lysate)



CTNS MaxPab rabbit polyclonal antibody. Western Blot analysis of CTNS expression in human stomach.

 [Protocol Download](#)

### Western Blot (Transfected lysate)



Western Blot analysis of CTNS expression in transfected 293T cell line (H00001497-T01) by CTNS MaxPab polyclonal antibody.

Lane 1: CTNS transfected lysate(45.10 KDa).

Lane 2: Non-transfected lysate.

 [Protocol Download](#)

### Gene Information

Entrez GeneID: [1497](#)

GeneBank [NM\\_001031681.1](#)

Accession#:

Protein [AAH32850.1](#)

Accession#:

Gene Name: CTNS

Gene Alias: CTNS-LSB,PQLC4

Gene Description: cystinosis, nephropathic

Omim ID: [219750](#), [219800](#), [219900](#), [606272](#)

Gene Ontology: [Hyperlink](#)

**Gene Summary:** This gene encodes a seven-transmembrane domain protein that functions to transport cystine out of lysosomes. Its activity is driven by the H<sup>+</sup> electrochemical gradient of the lysosomal membrane. Mutations in this gene cause cystinosis, a lysosomal storage disorder. Alternative splicing results in multiple transcript variants. [provided by RefSeq]

Other Designations: -

### Gene Pathway

[Lysosome](#)

### Related Disease

[Hypertension](#)

