



# SZABO SCANDIC

Part of Europa Biosite

## Produktinformation



Forschungsprodukte & Biochemikalien



Zellkultur & Verbrauchsmaterial



Diagnostik & molekulare Diagnostik



Laborgeräte & Service

Weitere Information auf den folgenden Seiten!  
See the following pages for more information!



### Lieferung & Zahlungsart

siehe unsere [Liefer- und Versandbedingungen](#)

### Zuschläge

- Mindermengenzuschlag
- Trockeneiszuschlag
- Gefahrgutzuschlag
- Expressversand

### SZABO-SCANDIC HandelsgmbH

Quellenstraße 110, A-1100 Wien

T. +43(0)1 489 3961-0

F. +43(0)1 489 3961-7

[mail@szabo-scandic.com](mailto:mail@szabo-scandic.com)

[www.szabo-scandic.com](http://www.szabo-scandic.com)

[linkedin.com/company/szaboscandic](https://www.linkedin.com/company/szaboscandic) 



# CTNND1 MaxPab mouse polyclonal antibody (B01) MaxPab®

Catalog # : H00001500-B01

規格 : [ 50 uL ]

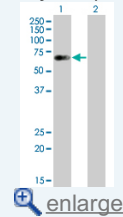
[List All](#)

## Specification

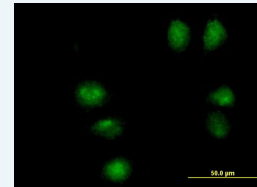
<b>Product Description:</b>	Mouse polyclonal antibody raised against a full-length human CTNND1 protein.
<b>Immunogen:</b>	CTNND1 (AAH10501, 1 a.a. ~ 610 a.a) full-length human protein.
<b>Sequence:</b>	MIGEEVPSDQYYWAPLAQHERGSLASLDSLKGGPPPPNWRQPELPEVI AMLGFRLDAVKSNAAYLQHLCCYRNDKVKTDVVRKLGIPVLVGLLDHPKK EVHLGACGALKNISFGRDQDNKIAIKNCDGVPALVRLLRKARDMDLTEVIT GTLWNLSSHDSIKMEIVDHALHALTDEVIPHSGWEREPNEDCKPRHIEWE SVLTNTAGCLRNVSSERSEARRKLRECDGLVDALIFIVQAEIGQKDSISK LVENCVCLLRNLSYQVHREIPQAERYQEAAPNVANNTGPHAASCFGAKK GKGKKPIEDPANDTVDFPKRTSPARGYELLFQPEVVRIYISLLKESKTPAIL EASAGAIQNL CAGRWTYGRYIRSALRQEKALSAIADLLTNEHERVVKAAS GALRNLAVDARNKELIGKHAIPNLVKNLPGGQQNSSWNFSEDTVISILNTIN EVIAENLEAAKKLRETQGIEKLVLINKSGNRSEKEVRAAALVLTWGYKEL RKPLEKEGWKKSDFQVNLNNASRSQSSHSYDDSTLPLIDRNQKSDKKPD REEIQMSNMGSNTKSLDNNYSTPNERGDHNKTLDRSGDLGDMEPLKGT TPLMQKI
<b>Host:</b>	Mouse
<b>Reactivity:</b>	Human
<b>Quality Control Testing:</b>	Antibody reactive against mammalian transfected lysate.
<b>Storage Buffer:</b>	No additive
<b>Storage Instruction:</b>	Store at -20°C or lower. Aliquot to avoid repeated freezing and thawing.
<b>Note:</b>	For IHC and IF applications, antibody purification with Protein A will be needed prior to use.
<b>MSDS:</b>	 <a href="#">Download</a>
<b>Datasheet:</b>	 <a href="#">Download</a>

## Application Image

Western Blot (Transfected lysate)




Immunofluorescence



## Applications

Western Blot (Transfected lysate)

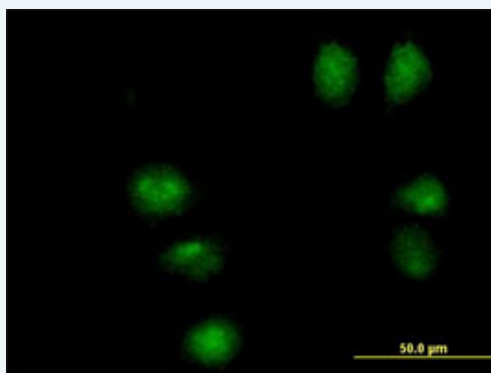


Western Blot analysis of CTNND1 expression in transfected 293T cell line (H00001500-T01) by CTNND1 MaxPab polyclonal antibody.

Lane 1: CTNND1 transfected lysate(67.1 KDa).  
Lane 2: Non-transfected lysate.

[Protocol Download](#)

### Immunofluorescence



Immunofluorescence of purified MaxPab antibody to CTNND1 on HeLa cell. [antibody concentration 10 ug/ml]

[Protocol Download](#)

### Gene Information

**Entrez GeneID:** [1500](#)

**GeneBank Accession#:** [BC010501](#)

**Protein Accession#:** [AAH10501](#)

**Gene Name:** CTNND1

**Gene Alias:** CAS, CTNND, KIAA0384, P120CAS, P120CTN, p120

**Gene Description:** catenin (cadherin-associated protein), delta 1

**Omim ID:** [601045](#)

**Gene Ontology:** [Hyperlink](#)

**Gene Summary:** This gene encodes a member of the Armadillo protein family, which function in adhesion between cells and signal transduction. Multiple translation initiation codons and alternative splicing result in many different isoforms being translated. Not all of the full-length natures of the described transcript variants have been determined. [provided by RefSeq]

**Other**      catenin, delta 1

**Designations:**

---

**Gene Pathway**

---

Adherens junction Leukocyte transendothelial migration

---

[服務條款](#) | [隱私權政策](#) | [著作及商標](#) | [網站地圖](#)

©2016 亞諾法生技股份有限公司 Abnova Corporation. 版權所有.