



# SZABO SCANDIC

Part of Europa Biosite

## Produktinformation



Forschungsprodukte & Biochemikalien



Zellkultur & Verbrauchsmaterial



Diagnostik & molekulare Diagnostik



Laborgeräte & Service

Weitere Information auf den folgenden Seiten!  
See the following pages for more information!



### Lieferung & Zahlungsart

siehe unsere [Liefer- und Versandbedingungen](#)

### Zuschläge

- Mindermengenzuschlag
- Trockeneiszuschlag
- Gefahrgutzuschlag
- Expressversand

### SZABO-SCANDIC HandelsgmbH

Quellenstraße 110, A-1100 Wien

T. +43(0)1 489 3961-0

F. +43(0)1 489 3961-7

[mail@szabo-scandic.com](mailto:mail@szabo-scandic.com)

[www.szabo-scandic.com](http://www.szabo-scandic.com)

[linkedin.com/company/szaboscandic](https://www.linkedin.com/company/szaboscandic) 

## CTNND2 monoclonal antibody (M01), clone 6E11

Catalog # : H00001501-M01

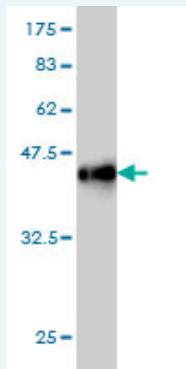
規格 : [ 100 ug ]

[List All](#)

### Specification

<b>Product Description:</b>	Mouse monoclonal antibody raised against a partial recombinant CTNND2.
<b>Immunogen:</b>	CTNND2 (NP_001323, 1081 a.a. ~ 1190 a.a) partial recombinant protein with GST tag. MW of the GST tag alone is 26 KDa.
<b>Sequence:</b>	ISLKERKTDYECTGSNATYHGAKGEHTSRKDAMTAQNTGISTLYRNSYG APAEDIKHNQVSAQPVPQEPSRKDYETYQPFQNSTRYDESFEDQVHH RPPASEYTMHLG
<b>Host:</b>	Mouse
<b>Reactivity:</b>	Human, Mouse, Rat
<b>Isotype:</b>	IgG1 Kappa

**Quality Control Testing:** Antibody Reactive Against Recombinant Protein.



Western Blot detection against Immunogen (37.84 KDa) .

**Storage Buffer:** In 1x PBS, pH 7.4

**Storage Instruction:** Store at -20°C or lower. Aliquot to avoid repeated freezing and thawing.

**MSDS:** [Download](#)

**Datasheet:** [Download](#)

### Publication Reference


1. [Identification of Novel NPRAP/ \$\delta\$ -Catenin-Interacting Proteins and the Direct Association of NPRAP with Dynamin 2.](#)  
Koutras C, Levesque G. PLoS One. 2011;6(10):e25379. Epub 2011 Oct 14.

### Applications

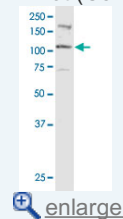
**Western Blot (Cell lysate)**

### Application Image

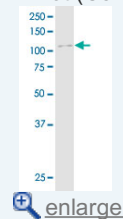
Western Blot (Cell lysate)



Western Blot (Cell lysate)

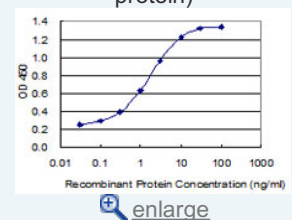


Western Blot (Cell lysate)




Western Blot (Recombinant protein)

Sandwich ELISA (Recombinant protein)



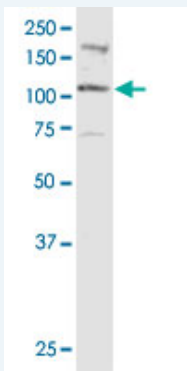
ELISA



CTNND2 monoclonal antibody (M01), clone 6E11 Western Blot analysis of CTNND2 expression in PC-12 ( Cat # L012V1 ).

[Protocol Download](#)

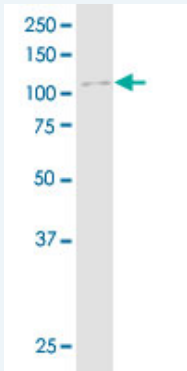
#### Western Blot (Cell lysate)



CTNND2 monoclonal antibody (M01), clone 6E11. Western Blot analysis of CTNND2 expression in Raw 264.7.

[Protocol Download](#)

#### Western Blot (Cell lysate)



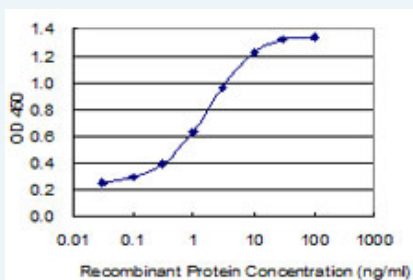
CTNND2 monoclonal antibody (M01), clone 6E11. Western Blot analysis of CTNND2 expression in K-562.

[Protocol Download](#)

#### Western Blot (Recombinant protein)

[Protocol Download](#)

#### Sandwich ELISA (Recombinant protein)



Detection limit for recombinant GST tagged CTNND2 is 0.03 ng/ml as a capture antibody.

[Protocol Download](#)

## ELISA

### Gene Information

---

**Entrez GeneID:** [1501](#)

**GeneBank  
Accession#:** [NM\\_001332](#)

**Protein  
Accession#:** [NP\\_001323](#)

**Gene Name:** CTNND2

**Gene Alias:** GT24,NPRAP

**Gene  
Description:** catenin (cadherin-associated protein), delta 2 (neural plakophilin-related arm-repeat protein)

**Omim ID:** [123450](#), [604275](#)

**Gene Ontology:** [Hyperlink](#)

**Other  
Designations:** T-cell delta-catenin

### Related Disease

---

[Celiac Disease](#) [Genetic Predisposition to Disease](#) [Myopia](#) [Recurrence](#) [Schizophrenia](#)  
[Schizophrenia](#) [Tobacco Use Disorder](#)

---

[服務條款](#) | [隱私權政策](#) | [著作及商標](#) | [網站地圖](#)

©2016 亞諾法生技股份有限公司 Abnova Corporation. 版權所有.