



# SZABO SCANDIC

Part of Europa Biosite

## Produktinformation



Forschungsprodukte & Biochemikalien



Zellkultur & Verbrauchsmaterial



Diagnostik & molekulare Diagnostik



Laborgeräte & Service

Weitere Information auf den folgenden Seiten!  
See the following pages for more information!



### Lieferung & Zahlungsart

siehe unsere [Liefer- und Versandbedingungen](#)

### Zuschläge

- Mindermengenzuschlag
- Trockeneiszuschlag
- Gefahrgutzuschlag
- Expressversand

### SZABO-SCANDIC HandelsgmbH

Quellenstraße 110, A-1100 Wien

T. +43(0)1 489 3961-0

F. +43(0)1 489 3961-7

[mail@szabo-scandic.com](mailto:mail@szabo-scandic.com)

[www.szabo-scandic.com](http://www.szabo-scandic.com)

[linkedin.com/company/szaboscandic](https://www.linkedin.com/company/szaboscandic) 

## CTNND2 monoclonal antibody (M02), clone 1E3

Catalog # : H00001501-M02

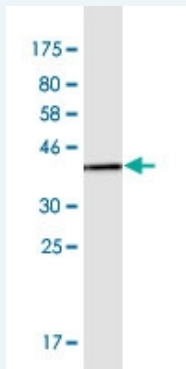
規格 : [ 100 ug ]

[List All](#)

### Specification

<b>Product Description:</b>	Mouse monoclonal antibody raised against a partial recombinant CTNND2.
<b>Immunogen:</b>	CTNND2 (NP_001323, 1081 a.a. ~ 1190 a.a) partial recombinant protein with GST tag. MW of the GST tag alone is 26 KDa.
<b>Sequence:</b>	ISLKERKTDYECTGSNATYHGAKGEHTSRKDAMTAQNTGISTLYRNSYG APAEDIKHNQVSAQPVPQEPSRKDYETYQPFQNSTRNYDESFEDQVHH RPPASEYTMHLG
<b>Host:</b>	Mouse
<b>Reactivity:</b>	Human
<b>Isotype:</b>	IgG1 Kappa

**Quality Control Testing:** Antibody Reactive Against Recombinant Protein.



Western Blot detection against Immunogen (37.84 KDa) .

**Storage Buffer:** In 1x PBS, pH 7.4

**Storage Instruction:** Store at -20°C or lower. Aliquot to avoid repeated freezing and thawing.

**MSDS:** [Download](#)

**Datasheet:** [Download](#)

### Applications

**Western Blot (Recombinant protein)**

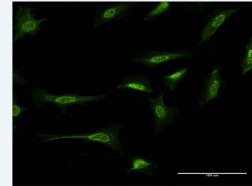
[Protocol Download](#)

**Immunofluorescence**

### Application Image

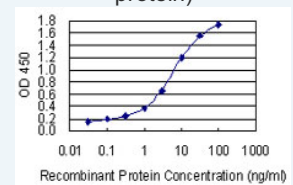
Western Blot (Recombinant protein)

Immunofluorescence



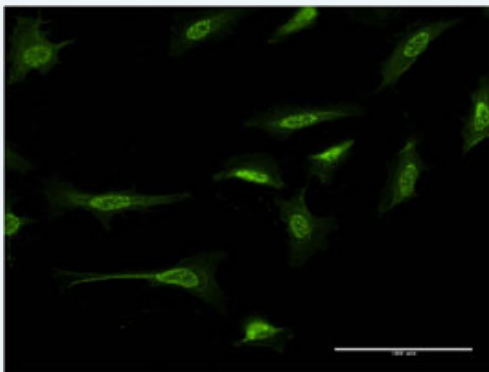
[enlarge](#)

Sandwich ELISA (Recombinant protein)



[enlarge](#)

ELISA

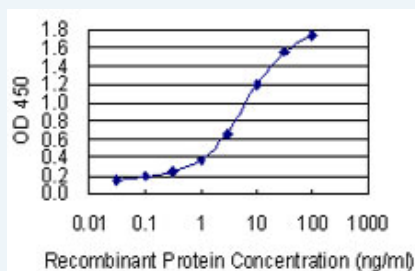


[enlarge this image](#)

Immunofluorescence of monoclonal antibody to CTNND2 on HeLa cell . [antibody concentration 10 ug/ml]

[Protocol Download](#)

### Sandwich ELISA (Recombinant protein)



Detection limit for recombinant GST tagged CTNND2 is 0.03 ng/ml as a capture antibody.

[Protocol Download](#)

### ELISA

### Gene Information

Entrez GeneID: [1501](#)

GeneBank [NM\\_001332](#)

Accession#:

Protein [NP\\_001323](#)

Accession#:

Gene Name: CTNND2

Gene Alias: GT24,NPRAP

Gene Description: catenin (cadherin-associated protein), delta 2 (neural plakophilin-related arm-repeat protein)

Omim ID: [123450](#), [604275](#)

Gene Ontology: [Hyperlink](#)

Other T-cell delta-catenin

Designations:

### Related Disease

[Celiac Disease](#) [Genetic Predisposition to Disease](#) [Myopia](#) [Recurrence](#) [Schizophrenia](#)  
[Schizophrenia](#) [Tobacco Use Disorder](#)

