



# SZABO SCANDIC

Part of Europa Biosite

## Produktinformation



Forschungsprodukte & Biochemikalien



Zellkultur & Verbrauchsmaterial



Diagnostik & molekulare Diagnostik



Laborgeräte & Service

Weitere Information auf den folgenden Seiten!  
See the following pages for more information!



### Lieferung & Zahlungsart

siehe unsere [Liefer- und Versandbedingungen](#)

### Zuschläge

- Mindermengenzuschlag
- Trockeneiszuschlag
- Gefahrgutzuschlag
- Expressversand

### SZABO-SCANDIC HandelsgmbH

Quellenstraße 110, A-1100 Wien

T. +43(0)1 489 3961-0

F. +43(0)1 489 3961-7

[mail@szabo-scandic.com](mailto:mail@szabo-scandic.com)

[www.szabo-scandic.com](http://www.szabo-scandic.com)

[linkedin.com/company/szaboscandic](https://www.linkedin.com/company/szaboscandic) 

# CTSZ MaxPab mouse polyclonal antibody (B01) MaxPab®

Catalog # : H00001522-B01

規格 : [ 50 uL ]

[List All](#)

## Specification

**Product Description:** Mouse polyclonal antibody raised against a full-length human CTSZ protein.

**Immunogen:** CTSZ (NP\_001327, 1 a.a. ~ 303 a.a) full-length human protein.

**Sequence:**  
MARRGPGWRPLLLL VLLAGAAQGGLYFRRGQTCYRPLRGDGLAPLGR  
STYPRPHEYLSPADLPKSWDWRNVDGVNYASITRNQHQPQYCGSCWAH  
ASTSAMADRINIKRKGAWPSTLLSVQNVIDCGNAGSCEGGNDLSVWDYA  
HQHGIPDETCNNYQAKDQECDKFNQCGTCNEFKECHAIRNYTLWRVGD  
YGSLSGREKMMAEIYANGPISCGIMATERLANYTGGIYAEYQDTTYINHVV  
SVAGWGISDGTEYWVWRNSWGPWGERGWLRMTSTYKDGKGARYNLA  
IEEHCTFGDPIV

**Host:** Mouse

**Reactivity:** Human

**Quality Control Testing:** Antibody reactive against mammalian transfected lysate.

**Storage Buffer:** No additive

**Storage Instruction:** Store at -20°C or lower. Aliquot to avoid repeated freezing and thawing.

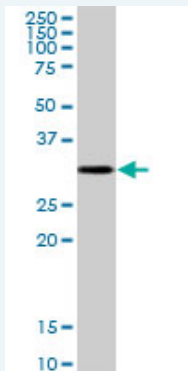
**Note:** For IHC and IF applications, antibody purification with Protein A will be needed prior to use.

**MSDS:**  [Download](#)

**Datasheet:**  [Download](#)

## Applications

### Western Blot (Tissue lysate)

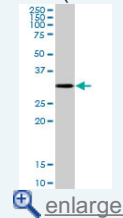


CTSZ MaxPab polyclonal antibody. Western Blot analysis of CTSZ expression in human liver.

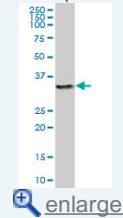
 [Protocol Download](#)

## Application Image

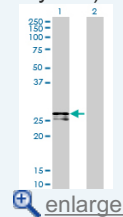
### Western Blot (Tissue lysate)



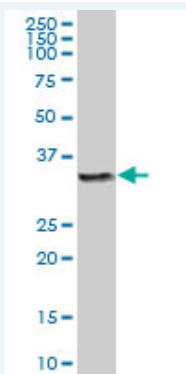
### Western Blot (Tissue lysate)



### Western Blot (Transfected lysate)



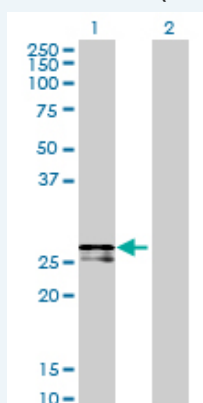
### Western Blot (Tissue lysate)



CTSZ MaxPab polyclonal antibody. Western Blot analysis of CTSZ expression in human placenta.

 [Protocol Download](#)

#### Western Blot (Transfected lysate)



Western Blot analysis of CTSZ expression in transfected 293T cell line ([H00001522-T01](#)) by CTSZ MaxPab polyclonal antibody.

Lane 1: CTSZ transfected lysate(33.33 kDa).

Lane 2: Non-transfected lysate.

 [Protocol Download](#)

#### Gene Information

Entrez GeneID: [1522](#)

GeneBank [NM\\_001336](#)

Accession#:

Protein [NP\\_001327](#)

Accession#:

Gene Name: CTSZ

Gene Alias: CTSX,FLJ17088

Gene [cathepsin Z](#)

Description:

Omim ID: [603169](#)

Gene Ontology: [Hyperlink](#)

**Gene Summary:** The protein encoded by this gene is a lysosomal cysteine proteinase and member of the peptidase C1 family. It exhibits both carboxy-monopeptidase and carboxy-dipeptidase activities. The encoded protein has also been known as cathepsin X and cathepsin P. This gene is expressed ubiquitously in cancer cell lines and primary tumors and, like other members of this family, may be involved in tumorigenesis. [provided by RefSeq]

**Other** OTTHUMP0000031409,cathepsin X,preprocathepsin P  
**Designations:**

---

**Gene Pathway**

---

[Lysosome](#)

**Related Disease**

---

[Alzheimer Disease](#) [Alzheimer disease](#) [Cognition](#) [Genetic Predisposition to Disease](#)  
[Tuberculosis, Pulmonary](#)

---

[服務條款](#) | [隱私權政策](#) | [著作及商標](#) | [網站地圖](#)

©2016 亞諾法生技股份有限公司 Abnova Corporation. 版權所有.