



# SZABO SCANDIC

Part of Europa Biosite

## Produktinformation



Forschungsprodukte & Biochemikalien



Zellkultur & Verbrauchsmaterial



Diagnostik & molekulare Diagnostik



Laborgeräte & Service

Weitere Information auf den folgenden Seiten!  
See the following pages for more information!



### Lieferung & Zahlungsart

siehe unsere [Liefer- und Versandbedingungen](#)

### Zuschläge

- Mindermengenzuschlag
- Trockeneiszuschlag
- Gefahrgutzuschlag
- Expressversand

### SZABO-SCANDIC HandelsgmbH

Quellenstraße 110, A-1100 Wien

T. +43(0)1 489 3961-0

F. +43(0)1 489 3961-7

[mail@szabo-scandic.com](mailto:mail@szabo-scandic.com)

[www.szabo-scandic.com](http://www.szabo-scandic.com)

[linkedin.com/company/szaboscandic](https://www.linkedin.com/company/szaboscandic) 

**CTSZ purified MaxPab mouse polyclonal antibody (B02P)** MaxPab®

Catalog # : H00001522-B02P

規格 : [ 50 ug ]

List All

**Specification**

**Product Description:** Mouse polyclonal antibody raised against a full-length human CTSZ protein.

**Immunogen:** CTSZ (NP\_001327.2, 1 a.a. ~ 303 a.a) full-length human protein.

**Sequence:**  
 MARRGPGWRPLLLL VLLAGAAQGGLYFRRGQTCYRPLRGDGLAPLGR  
 STYPRPHEYLSPADLPKSWDWRNVDGVNYASITRNQHQPQYCGSCWAH  
 ASTSAMADRINIKRKGAWPSTLLSVQNVIDCGNAGSCEGGNDLSVWDYA  
 HQHGIPDET CNNYQAKDQECDKFNQCGT CNEFKECHAIRNYTLWRVGD  
 YGSLSGREKMMAEIYANGPISCGIMATERLANYTGGIYAEYQDTTYINHVV  
 SVAGWGISDGT EYWVWRNSWGEPWGERGWLRMTSTYKDGKGARYNLA  
 IEEHCTFGDPIV

**Host:** Mouse

**Reactivity:** Human

**Quality Control Testing:** Antibody reactive against mammalian transfected lysate.

**Storage Buffer:** In 1x PBS, pH 7.4

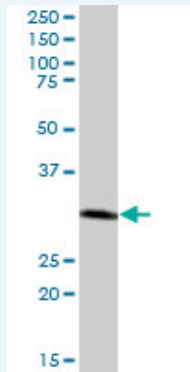
**Storage Instruction:** Store at -20°C or lower. Aliquot to avoid repeated freezing and thawing.

**MSDS:**  [Download](#)

**Datasheet:**  [Download](#)

**Applications**

**Western Blot (Tissue lysate)**



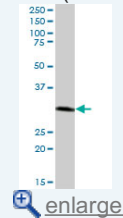
CTSZ MaxPab polyclonal antibody. Western Blot analysis of CTSZ expression in human liver.

 [Protocol Download](#)

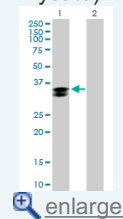
**Western Blot (Transfected lysate)**

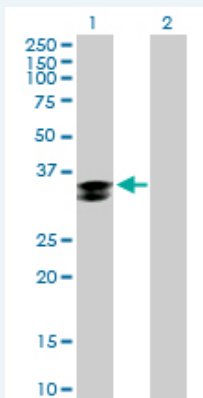
**Application Image**

**Western Blot (Tissue lysate)**



**Western Blot (Transfected lysate)**





Western Blot analysis of CTSZ expression in transfected 293T cell line ([H00001522-T02](#)) by CTSZ MaxPab polyclonal antibody.

Lane 1: CTSZ transfected lysate(33.33 KDa).

Lane 2: Non-transfected lysate.

Protocol Download

### Gene Information

Entrez GeneID: [1522](#)

GeneBank [NM\\_001336.2](#)

Accession#:

Protein [NP\\_001327.2](#)

Accession#:

Gene Name: CTSZ

Gene Alias: CTSX,FLJ17088

Gene [cathepsin Z](#)

Description:

Omim ID: [603169](#)

Gene Ontology: [Hyperlink](#)

**Gene Summary:** The protein encoded by this gene is a lysosomal cysteine proteinase and member of the peptidase C1 family. It exhibits both carboxy-monopeptidase and carboxy-dipeptidase activities. The encoded protein has also been known as cathepsin X and cathepsin P. This gene is expressed ubiquitously in cancer cell lines and primary tumors and, like other members of this family, may be involved in tumorigenesis. [provided by RefSeq]

Other [OTTHUMP00000031409,cathepsin X,preprocathepsin P](#)

Designations:

### Gene Pathway

[Lysosome](#)

### Related Disease

[Alzheimer Disease](#) [Alzheimer disease](#) [Cognition](#) [Genetic Predisposition to Disease](#)  
[Tuberculosis, Pulmonary](#)