



SZABO SCANDIC

Part of Europa Biosite

Produktinformation



Forschungsprodukte & Biochemikalien



Zellkultur & Verbrauchsmaterial



Diagnostik & molekulare Diagnostik



Laborgeräte & Service

Weitere Information auf den folgenden Seiten!
See the following pages for more information!



Lieferung & Zahlungsart

siehe unsere [Liefer- und Versandbedingungen](#)

Zuschläge

- Mindermengenzuschlag
- Trockeneiszuschlag
- Gefahrgutzuschlag
- Expressversand

SZABO-SCANDIC HandelsgmbH

Quellenstraße 110, A-1100 Wien

T. +43(0)1 489 3961-0

F. +43(0)1 489 3961-7

mail@szabo-scandic.com

www.szabo-scandic.com

[linkedin.com/company/szaboscandic](https://www.linkedin.com/company/szaboscandic) 

CX3CR1 monoclonal antibody (M01), clone 2B11

Catalog # : H00001524-M01

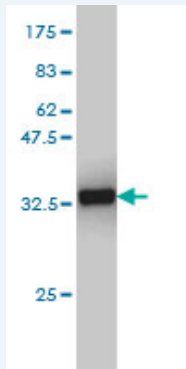
規格 : [100 ug]

[List All](#)

Specification

Product Description:	Mouse monoclonal antibody raised against a partial recombinant CX3CR1.
Immunogen:	CX3CR1 (AAH28078, 1 a.a. ~ 36 a.a) partial recombinant protein with GST tag. MW of the GST tag alone is 26 KDa.
Sequence:	MDQFPESVTENFEYDDLAEACYIGDIVFGTVFLSI
Host:	Mouse
Reactivity:	Human
Isotype:	IgG2a Kappa

Quality Control Testing: Antibody Reactive Against Recombinant Protein.



Western Blot detection against Immunogen (29.7 KDa) .

Storage Buffer: In 1x PBS, pH 7.4

Storage Instruction: Store at -20°C or lower. Aliquot to avoid repeated freezing and thawing.

MSDS: [Download](#)

Datasheet: [Download](#)

Publication Reference

1. [The involvement of the fractalkine receptor in the transmigration of neuroblastoma cells through bone-marrow endothelial cells.](#)
Nevo I, Sagi-Assif O, Meshel T, Ben-Baruch A, Johrer K, Greil R, Trejo LE, Kharenko O, Feinmesser M, Yron I, Witz IP. *Cancer Lett.* 2009 Jan 8;273(1):127-39. Epub 2008 Sep 7.

Applications

Western Blot (Recombinant protein)

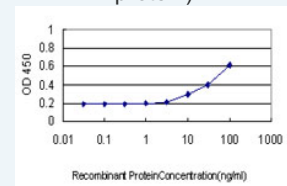
[Protocol Download](#)

Sandwich ELISA (Recombinant protein)

Application Image

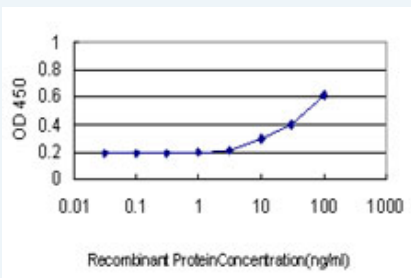
Western Blot (Recombinant protein)

Sandwich ELISA (Recombinant protein)



[enlarge](#)

ELISA



Detection limit for recombinant GST tagged CX3CR1 is approximately 10ng/ml as a capture antibody.

 [Protocol Download](#)

ELISA

Gene Information

Entrez GeneID: [1524](#)

GeneBank [BC028078](#)

Accession#:

Protein [AAH28078](#)

Accession#:

Gene Name: CX3CR1

Gene Alias: CCRL1,CMKBRL1,CMKDR1,GPR13,GPRV28,V28

Gene Description: chemokine (C-X3-C motif) receptor 1

Omim ID: [601470](#)

Gene Ontology: [Hyperlink](#)

Other Designations: G protein-coupled receptor 13,chemokine (C-C) receptor-like 1,chemokine (C-X3-C) receptor 1

Gene Pathway

[Chemokine signaling pathway](#) [Cytokine-cytokine receptor interaction](#)

Related Disease

[Acquired Immunodeficiency Syndrome](#) [Acute Disease](#) [Adenocarcinoma](#) [Arteriosclerosis](#) [Arthritis, Rheumatoid](#) [Asthma](#) [Asthma](#) [Atherosclerosis](#) [Atherosclerosis](#) [Bronchiolitis](#) [Viral Carcinoma, Hepatocellular](#) [Cardiovascular Diseases](#) [Carotid Artery Diseases](#) [Carotid Stenosis](#) [Cerebral Infarction](#) [Cerebrovascular Accident](#) [Cerebrovascular Disorders](#) [Cognition Disorders](#) [Coronary Artery Disease](#)

... see more